

**CHIPPEWA LOCAL  
SCHOOL DISTRICT  
WAYNE COUNTY, OHIO**

**Basic Financial Statements**

**For the Fiscal Year Ended  
June 30, 2021**



**CHIPPEWA LOCAL SCHOOL DISTRICT**  
**WAYNE COUNTY, OHIO**  
  
 BASIC FINANCIAL STATEMENTS  
 FOR THE FISCAL YEAR ENDED JUNE 30, 2021

TABLE OF CONTENTS

Table of Contents.....	1
Accountant’s Compilation Report .....	2
Management’s Discussion and Analysis .....	3 - 14
Basic Financial Statements:	
Government-Wide Financial Statements:	
Statement of Net Position.....	15
Statement of Activities .....	16
Fund Financial Statements:	
Balance Sheet - Governmental Funds .....	17
Reconciliation of Total Governmental Fund Balances	
to Net Position of Governmental Activities .....	18
Statement of Revenues, Expenditures and Changes	
in Fund Balances - Governmental Funds .....	19
Reconciliation of the Statement of Revenues, Expenditures and Changes	
in Fund Balances of Governmental Funds to the Statement of Activities .....	20
Statement of Revenues, Expenditures and Changes in Fund Balance -	
Budget and Actual (Non-GAAP Budgetary Basis) - General Fund .....	21
Statement of Net Position - Proprietary Fund .....	22
Statement of Revenues, Expenses and Changes	
in Net Position - Proprietary Fund.....	23
Statement of Cash Flows - Proprietary Fund.....	24
Notes to the Basic Financial Statements.....	25 - 64
Required Supplementary Information:	
Schedule of the District’s Proportionate Share of the Net Pension Liability:	
School Employees Retirement System (SERS) of Ohio .....	66 - 67
State Teachers Retirement System (STRS) of Ohio .....	68 - 69
Schedule of District Pension Contributions:	
School Employees Retirement System (SERS) of Ohio .....	70 - 71
State Teachers Retirement System (STRS) of Ohio .....	72 - 73
Schedule of the District’s Proportionate Share of the Net OPEB Liability/Asset:	
School Employees Retirement System (SERS) of Ohio .....	74
State Teachers Retirement System (STRS) of Ohio .....	75
Schedule of District OPEB Contributions:	
School Employees Retirement System (SERS) of Ohio .....	76 - 77
State Teachers Retirement System (STRS) of Ohio .....	78 - 79
Notes to Required Supplementary Information .....	80 - 81



Accountant's Compilation Report

To the Chippewa Local School District Board of Education  
Doylestown, Ohio

Management is responsible for the accompanying basic financial statements of the Chippewa Local School District, which comprise the statements listed in the table of contents as of June 30, 2021 and for the fiscal year then ended, and the related notes to the financial statements in accordance with accounting principles generally accepted in the United States of America. We have performed the compilation engagement in accordance with Statements on Standards for Accounting and Review Services promulgated by the Accounting and Review Services Committee of the AICPA. We did not audit or review the financial statements nor were we required to perform any procedures to verify the accuracy or completeness of the information provided by management. Accordingly, we do not express an opinion, a conclusion, nor provide any assurance on the financial statements.

Accounting principles generally accepted in the United States of America require that the management's discussion and analysis and the schedules of net pension and other post-employment benefit assets and liabilities, and pension and other post-employment contributions listed in the table of contents be presented to supplement the basic financial statements. Such information is presented for purposes of additional analysis and, although not a part of the basic financial statements, is required by the Governmental Accounting Standards Board who considers it to be an essential part of financial reporting and for placing the basic financial statements in an appropriate operational, economic, or historical context. Such information is the responsibility of management. The required supplementary information was subject to our compilation engagement. We have not audited or reviewed the required supplementary information and do not express an opinion, a conclusion, nor provide any assurance on such information.

*Julian & Grube, Inc.*

Westerville, Ohio  
November 28, 2021



**CHIPPEWA LOCAL SCHOOL DISTRICT  
WAYNE COUNTY, OHIO**

MANAGEMENT'S DISCUSSION AND ANALYSIS  
FOR THE FISCAL YEAR ENDED JUNE 30, 2021  
(SEE ACCOUNTANT'S COMPILATION REPORT)

The management's discussion and analysis of the Chippewa Local School District's ("the District") financial performance provides an overall review of the District's financial activities for the fiscal year ended June 30, 2021. The intent of this discussion and analysis is to look at the District's financial performance as a whole; readers should also review the basic financial statements and the notes to the basic financial statements to enhance their understanding of the District's financial performance.

**Financial Highlights**

Key financial highlights for fiscal year 2021 are as follows:

- In total, net position of governmental activities increased \$1,463,078, which represents a 12.60% increase from June 30, 2020's net position.
- General revenues accounted for \$15,760,397 or 84.26% of all revenues. Program specific revenues in the form of charges for services and sales, and operating grants and contributions accounted for \$2,944,933 or 15.74% of total revenues of \$18,705,330.
- The District had \$17,242,252 in expenses related to governmental activities; \$2,944,933 of these expenses were offset by program specific charges for services, grants or contributions. General revenues supporting governmental activities (primarily taxes and unrestricted grants and entitlements) of \$15,760,397 were adequate to provide for these programs.
- The District's major governmental fund is the general fund. The general fund had \$14,968,293 in revenues and other financing sources and \$12,899,988 in expenditures and other financing uses. During fiscal year 2021, the general fund's fund balance increased \$2,068,305 from a balance of \$4,748,426 to \$6,816,731.

**Using these Basic Financial Statements**

This annual report consists of a series of financial statements and notes to those statements. These statements are organized so the reader can understand the District as a financial whole, an entire operating entity. The statements then proceed to provide an increasingly detailed look at specific financial activities.

The *statement of net position* and *statement of activities* provide information about the activities of the whole District, presenting both an aggregate view of the District's finances and a longer-term view of those finances. Fund financial statements provide the next level of detail. For governmental funds, these statements tell how services were financed in the short-term as well as what remains for future spending. The fund financial statements also look at the District's most significant funds with all other nonmajor funds presented in total in one column.

**Reporting the District as a Whole**

***Statement of Net Position and the Statement of Activities***

While this document contains the large number of funds used by the District to provide programs and activities, the view of the District as a whole looks at all financial transactions and asks the question, "How did we do financially during fiscal year 2021?" The statement of net position and the statement of activities answer this question. These statements include *all assets, deferred outflows of resources, liabilities, deferred inflows of resources, revenues and expenses* using the *accrual basis of accounting* similar to the accounting used by most private-sector companies. This basis of accounting will take into account all of the current year's revenues and expenses regardless of when cash is received or paid.

These two statements report the District's *net position* and changes in that position. This change in net position is important because it tells the reader that, for the District as a whole, the *financial position* of the District has improved or diminished. The causes of this change may be the result of many factors, some financial, some not. Non-financial factors include the District's property tax base, current property tax laws in Ohio restricting revenue growth, facility conditions, required educational programs and other factors.

**CHIPPEWA LOCAL SCHOOL DISTRICT  
WAYNE COUNTY, OHIO**

MANAGEMENT'S DISCUSSION AND ANALYSIS  
FOR THE FISCAL YEAR ENDED JUNE 30, 2021  
(SEE ACCOUNTANT'S COMPILATION REPORT)

In the statement of net position and the statement of activities, the governmental activities include the District's programs and services, including instruction, support services, operation and maintenance of plant, pupil transportation, extracurricular activities, and food service operations.

The District's statement of net position and statement of activities can be found on pages 15-16 of this report.

**Reporting the District's Most Significant Funds**

***Fund Financial Statements***

The analysis of the District's major governmental funds begins on page 11. Fund financial reports provide detailed information about the District's major funds. The District uses many funds to account for a multitude of financial transactions. However, these fund financial statements focus on the District's most significant funds. The District's major governmental fund is the general fund.

***Governmental Funds***

Most of the District's activities are reported in governmental funds, which focus on how money flows into and out of those funds and the balances left at year-end available for spending in future periods. These funds are reported using an accounting method called *modified accrual* accounting, which measures cash and all other *financial assets* than can readily be converted to cash. The governmental fund financial statements provide a detailed *short-term* view of the District's general government operations and the basic services it provides. Governmental fund information helps you determine whether there are more or fewer financial resources that can be spent in the near future to finance educational programs. The relationship (or differences) between governmental *activities* (reported in the statement of net position and the statement of activities) and governmental *funds* is reconciled in the basic financial statements. The basic governmental fund financial statements can be found on pages 17-21 of this report.

***Proprietary Funds***

The District maintains a proprietary fund. Internal service funds are an accounting device used to accumulate and allocate costs internally among the District's various funds and functions. The District's internal service fund accounts for insurance benefits. The basic proprietary fund financial statements can be found on pages 22-24 of this report.

***Reporting the District's Fiduciary Responsibilities***

The District is the trustee, or fiduciary, for its programs which are private in purpose. This activity is presented as a custodial fund. All of the District's fiduciary activities are reported in separate statement of changes in fiduciary net position. These activities are excluded from the District's other financial statements because the assets cannot be utilized by the District to finance its operations. The District had no fiduciary funds in the current year.

***Notes to the Basic Financial Statements***

The notes provide additional information that is essential to a full understanding of the data provided in the government-wide and fund financial statements. These notes to the basic financial statements can be found on pages 25-64 of this report.

***Required Supplementary Information***

In addition to the basic financial statements and accompanying notes, this report also presents certain required supplementary information concerning the District's net pension liability and net other postemployment benefits liability and net OPEB liability/asset. The required supplementary information can be found on pages 66-81 of this report.



**CHIPPEWA LOCAL SCHOOL DISTRICT  
WAYNE COUNTY, OHIO**

MANAGEMENT'S DISCUSSION AND ANALYSIS  
FOR THE FISCAL YEAR ENDED JUNE 30, 2021  
(SEE ACCOUNTANT'S COMPILATION REPORT)

**The District as a Whole**

The statement of net position provides the perspective of the District as a whole. The table below provides a summary of the District's net position for June 30, 2021 and June 30, 2020.

**Net Position**

	<u>Governmental Activities 2021</u>	<u>Governmental Activities 2020</u>
<b><u>Assets</u></b>		
Current and other assets	\$ 22,947,349	\$ 20,089,249
Capital assets, net	<u>30,891,111</u>	<u>31,769,742</u>
Total assets	<u>53,838,460</u>	<u>51,858,991</u>
<b><u>Deferred Outflows of Resources</u></b>		
Pension	2,821,796	2,612,497
OPEB	<u>393,679</u>	<u>283,099</u>
Total deferred outflows of resources	<u>3,215,475</u>	<u>2,895,596</u>
<b><u>Liabilities</u></b>		
Current liabilities	2,310,964	2,213,236
Long-term liabilities:		
Due within one year	463,523	499,960
Due in more than one year:		
Net pension liability	15,531,140	13,919,136
Net OPEB liability	1,146,289	1,310,646
Other amounts	<u>15,630,837</u>	<u>16,089,858</u>
Total liabilities	<u>35,082,753</u>	<u>34,032,836</u>
<b><u>Deferred Inflows of Resources</u></b>		
Property taxes levied for the next fiscal year	6,737,330	6,384,154
Pensions	402,666	1,215,764
OPEB	<u>1,760,373</u>	<u>1,514,098</u>
Total deferred inflows of resources	<u>8,900,369</u>	<u>9,114,016</u>
<b><u>Net Position</u></b>		
Net investment in capital assets	15,501,568	15,929,265
Restricted	2,382,021	2,055,667
Unrestricted (deficit)	<u>(4,812,776)</u>	<u>(6,377,197)</u>
Total net position	<u>\$ 13,070,813</u>	<u>\$ 11,607,735</u>

**CHIPPEWA LOCAL SCHOOL DISTRICT  
WAYNE COUNTY, OHIO**

MANAGEMENT'S DISCUSSION AND ANALYSIS  
FOR THE FISCAL YEAR ENDED JUNE 30, 2021  
(SEE ACCOUNTANT'S COMPILATION REPORT)

The net pension liability is reported pursuant to Governmental Accounting Standards Board (GASB) Statement 68, "Accounting and Financial Reporting for Pensions—an Amendment of GASB Statement 27." The net other postemployment benefits (OPEB) liability/asset is reported pursuant to GASB Statement 75, "Accounting and Financial Reporting for Postemployment Benefits Other Than Pensions." For reasons discussed below, many end users of this financial statement will gain a clearer understanding of the District's actual financial condition by adding deferred inflows related to pension and OPEB, the net pension liability, and the net OPEB liability to the reported net position and subtracting deferred outflows related to pension and OPEB and the net OPEB asset.

GASB standards are national and apply to all government financial reports prepared in accordance with generally accepted accounting principles. Prior accounting for pensions (GASB 27) and postemployment benefits (GASB 45) focused on a funding approach. This approach limited pension and OPEB costs to contributions annually required by law, which may or may not be sufficient to fully fund each plan's net pension liability or net OPEB liability. GASB 68 and GASB 75 take an earnings approach to pension and OPEB accounting; however, the nature of Ohio's statewide pension/OPEB plans and state law governing those systems requires additional explanation in order to properly understand the information presented in these statements.

GASB 68 and GASB 75 require the net pension liability and the net OPEB liability to equal the District's proportionate share of each plan's collective:

1. Present value of estimated future pension/OPEB benefits attributable to active and inactive employees' past service.
2. Minus plan assets available to pay these benefits.

GASB notes that pension and OPEB obligations, whether funded or unfunded, are part of the "employment exchange" – that is, the employee is trading his or her labor in exchange for wages, benefits, and the promise of a future pension and other postemployment benefits. GASB noted that the unfunded portion of this promise is a present obligation of the government, part of a bargained-for benefit to the employee, and should accordingly be reported by the government as a liability since they received the benefit of the exchange. However, the District is not responsible for certain key factors affecting the balance of these liabilities. In Ohio, the employee shares the obligation of funding pension benefits with the employer. Both employer and employee contribution rates are capped by State statute. A change in these caps requires action of both Houses of the General Assembly and approval of the Governor. Benefit provisions are also determined by State statute. The Ohio Revised Code permits, but does not require, the retirement systems to provide healthcare to eligible benefit recipients. The retirement systems may allocate a portion of the employer contributions to provide for these OPEB benefits.

The employee enters the employment exchange with the knowledge that the employer's promise is limited not by contract but by law. The employer enters the exchange also knowing that there is a specific, legal limit to its contribution to the retirement system. In Ohio, there is no legal means to enforce the unfunded liability of the pension/OPEB plan *as against the public employer*. State law operates to mitigate/lessen the moral obligation of the public employer to the employee, because all parties enter the employment exchange with notice as to the law. The retirement system is responsible for the administration of the pension and OPEB plans.

Most long-term liabilities have set repayment schedules or, in the case of compensated absences (i.e. sick and vacation leave), are satisfied through paid time-off or termination payments. There is no repayment schedule for the net pension liability or the net OPEB liability. As explained above, changes in benefits, contribution rates, and return on investments affect the balance of these liabilities but are outside the control of the local government. In the event that contributions, investment returns, and other changes are insufficient to keep up with required payments, State statute does not assign/identify the responsible party for the unfunded portion. Due to the unique nature of how the net pension liability and the net OPEB liability are satisfied, these liabilities are separately identified within the long-term liability section of the statement of net position.

In accordance with GASB 68 and GASB 75, the District's statements prepared on an accrual basis of accounting include an annual pension expense and an annual OPEB expense for their proportionate share of each plan's *change* in net pension liability and net OPEB liability, respectively, not accounted for as deferred inflows/outflows.

*Analysis of Net Position*

**CHIPPEWA LOCAL SCHOOL DISTRICT  
WAYNE COUNTY, OHIO**

MANAGEMENT'S DISCUSSION AND ANALYSIS  
FOR THE FISCAL YEAR ENDED JUNE 30, 2021  
(SEE ACCOUNTANT'S COMPILATION REPORT)

Over time, net position can serve as a useful indicator of a government's financial position. At June 30, 2021, the District's assets and deferred outflows exceeded liabilities and deferred inflows of resources by \$13,070,813.

Deferred outflows related to pension increased primarily due to changes in assumptions by the State Teachers Retirement System (STRS). See Note 14 for more detail.

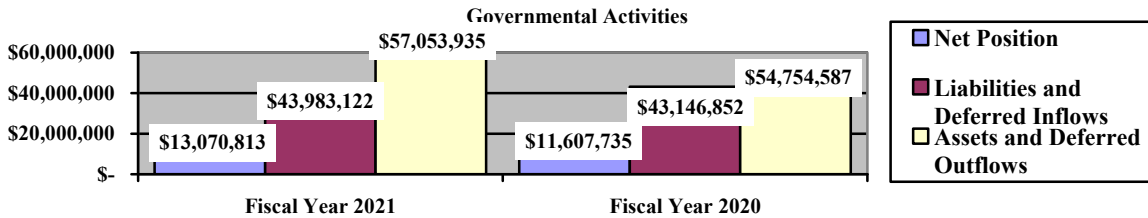
Total assets include a net OPEB asset reported by STRS. See Note 15 for more detail.

At year-end, capital assets represented 57.38% of total assets. Capital assets include land, land improvements, buildings and improvements, equipment and furniture, vehicles and library books. At June 30, 2021, the amount invested in capital assets, was \$15,501,568. These capital assets are used to provide services to the students and are not available for future spending.

Long-term liabilities decreased primarily due to a decrease in the net pension liability and net OPEB liability. These liabilities are outside of the control of the District. The District contributes its statutorily required contributions to the pension systems; however, it's the pension systems that collect, hold and distribute pensions and OPEB to District employees, not the District.

A portion of the District's net position, \$2,382,021, represents resources that are subject to external restriction on how they may be used. The remaining balance of unrestricted net position is a deficit of \$4,812,776.

The graph below illustrates the District's governmental activities assets plus deferred outflows of resources, liabilities plus deferred inflows of resources and net position at June 30, 2021 and 2020.



**CHIPPEWA LOCAL SCHOOL DISTRICT  
WAYNE COUNTY, OHIO**

MANAGEMENT'S DISCUSSION AND ANALYSIS  
FOR THE FISCAL YEAR ENDED JUNE 30, 2021  
(SEE ACCOUNTANT'S COMPILATION REPORT)

The table below shows the changes in net position for governmental activities between 2021 and 2020.

	<b>Change in Net Position</b>	
	Governmental Activities <u>2021</u>	Governmental Activities <u>2020</u>
<b><u>Revenues</u></b>		
Program revenues:		
Charges for services and sales	\$ 891,931	\$ 1,239,077
Operating grants and contributions	2,016,475	1,475,592
Capital grants and contributions	36,527	-
General revenues:		
Property taxes	7,820,828	5,729,081
School district income taxes	2,236,876	2,078,118
Grants and entitlements	5,306,938	5,084,856
Investment earnings	264,255	222,025
Other	<u>131,500</u>	<u>139,154</u>
Total revenues	<u>18,705,330</u>	<u>15,967,903</u>
<b><u>Expenses</u></b>		
Program expenses:		
Instruction:		
Regular	7,838,063	7,230,284
Special	1,866,849	2,111,567
Other	192,369	268,885
Support services:		
Pupil	433,708	446,243
Instructional staff	557,865	655,787
Board of education	58,143	20,288
Administration	1,545,143	1,496,209
Fiscal	467,088	404,524
Operations and maintenance	1,663,283	1,546,821
Pupil transportation	587,677	814,862
Central	215,852	249,436
Operation of non-instructional services:		
Food service operations	554,171	570,252
Other non-instructional services	115,013	102,649
Extracurricular activities	673,831	561,624
Interest and fiscal charges	<u>473,197</u>	<u>470,835</u>
Total expenses	<u>17,242,252</u>	<u>16,950,266</u>
Change in net position	1,463,078	(982,363)
Net position at beginning of year	<u>11,607,735</u>	<u>12,590,098</u>
Net position at end of year	<u>\$ 13,070,813</u>	<u>\$ 11,607,735</u>

**CHIPPEWA LOCAL SCHOOL DISTRICT  
WAYNE COUNTY, OHIO**

MANAGEMENT'S DISCUSSION AND ANALYSIS  
FOR THE FISCAL YEAR ENDED JUNE 30, 2021  
(SEE ACCOUNTANT'S COMPILATION REPORT)

**Governmental Activities**

Net position of the District's governmental activities increased \$1,463,078. Total governmental expenses of \$17,242,252 were offset by program revenues of \$2,944,933 and general revenues of \$15,760,397. Program revenues supported 17.08% of the total governmental expenses.

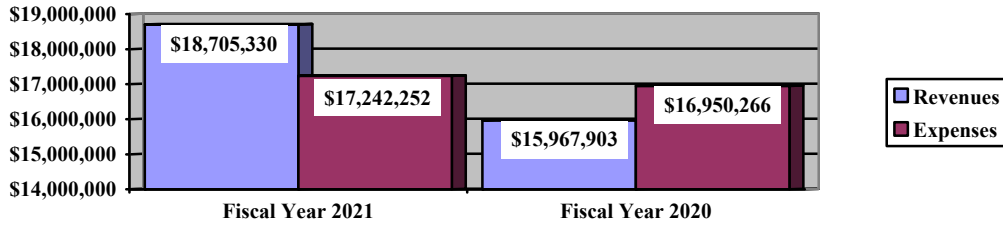
The primary sources of revenue for governmental activities are derived from property taxes, income taxes and grants and entitlements. These revenue sources represent 82.14% of total governmental revenue.

The largest expense of the District is for instructional programs. Instruction expenses totaled \$9,897,281 or 57.40% of total governmental expenses for fiscal year 2021.

Overall, expenses of the governmental activities increased \$291,986 or 1.72%. The District's total expenses increased slightly for fiscal year 2021 due to an increase in spending on instruction, support services, operation of non-instructional and extracurricular activities.

The graph below presents the District's governmental activities revenue and expenses for fiscal years 2021 and 2020.

**Governmental Activities - Revenues and Expenses**



**CHIPPEWA LOCAL SCHOOL DISTRICT  
WAYNE COUNTY, OHIO**

MANAGEMENT'S DISCUSSION AND ANALYSIS  
FOR THE FISCAL YEAR ENDED JUNE 30, 2021  
(SEE ACCOUNTANT'S COMPILATION REPORT)

The statement of activities shows the cost of program services and the charges for services and grants offsetting those services. The following table shows, for governmental activities, the total cost of services and the net cost of services for fiscal years 2021 and 2020. That is, it identifies the cost of these services supported by tax revenue and unrestricted State grants and entitlements.

**Governmental Activities**

	Total Cost of Services <u>2021</u>	Net Cost of Services <u>2021</u>	Total Cost of Services <u>2020</u>	Net Cost of Services <u>2020</u>
<b>Program expenses</b>				
Instruction:				
Regular	\$ 7,838,063	\$ 6,519,191	\$ 7,230,284	\$ 6,107,575
Special	1,866,849	1,393,855	2,111,567	1,709,718
Vocational	-	(3,851)	-	(3,851)
Other	192,369	192,369	268,885	266,185
Support services:				
Pupil	433,708	319,993	446,243	343,280
Instructional staff	557,865	539,681	655,787	470,963
Board of education	58,143	58,143	20,288	20,288
Administration	1,545,143	1,508,736	1,496,209	1,482,923
Fiscal	467,088	467,088	404,524	404,524
Operations and maintenance	1,663,283	1,648,929	1,546,821	1,545,928
Pupil transportation	587,677	520,274	814,862	787,548
Central	215,852	210,452	249,436	249,436
Operations of non-instructional services:				
Food service operations	554,171	(205,759)	570,252	31,555
Other non-instructional services	115,013	26,390	102,649	(46,101)
Extracurricular activities	673,831	628,631	561,624	394,791
Interest and fiscal charges	<u>473,197</u>	<u>473,197</u>	<u>470,835</u>	<u>470,835</u>
Total expenses	<u>\$ 17,242,252</u>	<u>\$ 14,297,319</u>	<u>\$ 16,950,266</u>	<u>\$ 14,235,597</u>

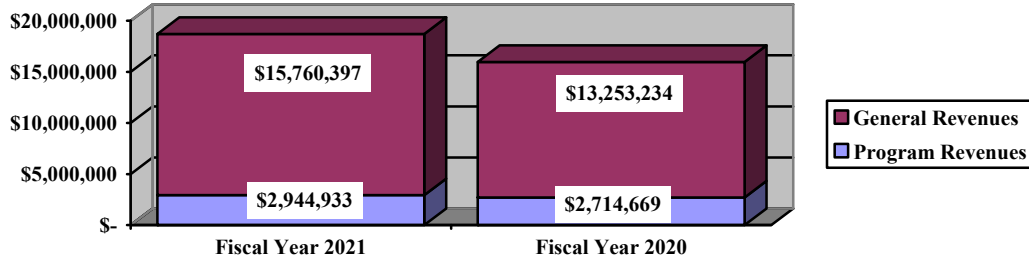
The dependence upon tax and other general revenues for governmental activities is apparent; 81.86% of instruction activities are supported through taxes and other general revenues. For all governmental activities, general revenue support is 82.92%. The District's taxpayers and grants and entitlements received from the State of Ohio that are not restricted in use are by far the primary support for the District's students.

**CHIPPEWA LOCAL SCHOOL DISTRICT  
WAYNE COUNTY, OHIO**

MANAGEMENT'S DISCUSSION AND ANALYSIS  
FOR THE FISCAL YEAR ENDED JUNE 30, 2021  
(SEE ACCOUNTANT'S COMPILATION REPORT)

The graph below presents the District's governmental activities revenue for fiscal years 2021 and 2020.

**Governmental Activities - General and Program Revenues**



**The District's Funds**

The District's governmental funds reported a combined fund balance of \$8,778,668, which is more than last year's total balance of \$6,399,892. The schedule below indicates the fund balance and the total change in fund balance as of June 30, 2021 and June 30, 2020.

	<u>Fund Balance</u> <u>June 30, 2021</u>	<u>Fund Balance</u> <u>June 30, 2020</u>	<u>Change</u>
General	\$ 6,816,731	\$ 4,748,426	\$ 2,068,305
Other Governmental	<u>1,961,937</u>	<u>1,651,466</u>	<u>310,471</u>
Total	<u>\$ 8,778,668</u>	<u>\$ 6,399,892</u>	<u>\$ 2,378,776</u>

**General Fund**

The District's general fund balance increased \$2,378,776 in fiscal year 2021.

**CHIPPEWA LOCAL SCHOOL DISTRICT  
WAYNE COUNTY, OHIO**

MANAGEMENT'S DISCUSSION AND ANALYSIS  
FOR THE FISCAL YEAR ENDED JUNE 30, 2021  
(SEE ACCOUNTANT'S COMPILATION REPORT)

The table below assists in illustrating the financial activities and fund balance of the general fund.

	<u>2021</u> <u>Amount</u>	<u>2020</u> <u>Amount</u>	<u>Percentage</u> <u>Change</u>
<b><u>Revenues</u></b>			
Property taxes	\$ 5,807,816	\$ 4,803,140	20.92 %
Income taxes	2,254,579	2,048,402	10.07 %
Tuition	727,362	773,871	(6.01) %
Earnings on investments	256,579	86,597	196.29 %
Intergovernmental	5,726,529	5,542,942	3.31 %
Classroom materials and fees	-	89,512	(100.00) %
Other revenues	<u>129,145</u>	<u>57,784</u>	123.50 %
Total	<u>\$ 14,902,010</u>	<u>\$ 13,402,248</u>	11.19 %
<b><u>Expenditures</u></b>			
Instruction	\$ 7,677,271	\$ 8,054,563	(4.68) %
Support services	4,562,425	5,962,915	(23.49) %
Operation of non-instructional services	518	347	100.00 %
Extracurricular activities	38,843	97,866	(60.31) %
Capital outlay	119,662	265,522	(54.93) %
Debt service	<u>63,216</u>	<u>18,119</u>	248.89 %
Total	<u>\$ 12,461,935</u>	<u>\$ 14,399,332</u>	(13.45) %

Overall revenues of the general fund increased \$1,499,582 or 11.19%. Property tax revenue increased due to an increase in the amount of property tax available for advance at June 30, 2021 compared to June 30, 2020. Other revenues increased due to an increase in tuition and classroom materials and fees. Earnings on investments increased due to an increase in interest earned on the District's investments. All other revenue classifications remained comparable to fiscal year 2021.

Overall expenditures of the general fund decreased \$1,937,397 or 13.45%. The decrease in expenditures can be attributed to customary wage and benefit decreases during the year.

***General Fund Budgeting Highlights***

The District's budget is prepared according to Ohio law and is based on accounting for certain transactions on a basis of cash receipts, disbursements and encumbrances. The most significant budgeted fund is the general fund.

For the general fund, original and final budgeted revenues and other financing sources were \$15,339,162. Actual revenues and other financing sources for fiscal year 2021 were \$14,747,384. This represents a \$591,778 decrease over original/final and actual budgeted revenues and other financing sources.

General fund original appropriations (appropriated expenditures plus other financing uses) of \$14,427,000 were \$927,000 less than that of the final budget. The actual budget basis expenditures and other financing uses for fiscal year 2021 totaled \$12,825,595, which was \$674,405 less than the final budgeted amounts.



**CHIPPEWA LOCAL SCHOOL DISTRICT  
WAYNE COUNTY, OHIO**

MANAGEMENT'S DISCUSSION AND ANALYSIS  
FOR THE FISCAL YEAR ENDED JUNE 30, 2021  
(SEE ACCOUNTANT'S COMPILATION REPORT)

**Capital Assets and Debt Administration**

***Capital Assets***

At the end of fiscal year 2021, the District had \$30,891,111 invested in land, land improvements, buildings and improvements, equipment and furniture, vehicles and library books. This entire amount is reported in governmental activities. The following table shows June 30, 2021 balances compared to June 30, 2020 balances.

**Capital Assets at June 30  
(Net of Depreciation)**

	<u>Governmental Activities</u>	
	<u>2021</u>	<u>2020</u>
Land	\$ 1,098,217	\$ 1,098,217
Land improvements	874,074	980,278
Building and improvements	27,941,756	28,644,719
Equipment and furniture	425,672	516,058
Vehicles	<u>551,392</u>	<u>530,470</u>
<b>Total</b>	<b><u>\$ 30,891,111</u></b>	<b><u>\$ 31,769,742</u></b>

The overall decrease in capital assets of \$878,631 is due to capital asset additions of \$92,658 being less than depreciation expense of \$971,289 for fiscal year 2021.

See Note 9 to the basic financial statements for additional information on the District's capital assets.

***Debt Administration***

At June 30, 2021, the District had \$14,790,000 in classroom and facilities improvement bonds and \$212,004 in capital lease obligations outstanding. Of this total, \$453,839 is due within one year and \$14,548,165 is due in more than one year.

The following table summarizes the bonds outstanding:

**Outstanding Debt, at Year End**

	Governmental Activities <u>2021</u>	Governmental Activities <u>2020</u>
	Capital lease obligation	\$ 212,004
Classroom and facilities improvement bonds	<u>14,790,000</u>	<u>15,180,000</u>
<b>Total Outstanding Debt</b>	<b><u>\$ 15,002,004</u></b>	<b><u>\$ 15,443,222</u></b>

At June 30, 2021, the District's voted debt margin was \$12,049,131 and the unvoted debt margin was \$291,811.

See Note 10 to the basic financial statements for additional information on the District's debt administration.

**CHIPPEWA LOCAL SCHOOL DISTRICT  
WAYNE COUNTY, OHIO**

MANAGEMENT'S DISCUSSION AND ANALYSIS  
FOR THE FISCAL YEAR ENDED JUNE 30, 2021  
(SEE ACCOUNTANT'S COMPILATION REPORT)

**Current Financial Related Activities**

Revenue for school operations is derived from three main sources -- real estate and personal property tax, state funding, and school district income tax. For fiscal year 2021, these three sources accounted for 86% of the District's total revenue as follows: 38% from real estate and personal property tax, 34% from state funding and 14% from school district income tax.

State funding which could be consider the most unstable of the three main sources just went through a major change on how funds are allocated to public school districts. Current state funding for fiscal years 2022 and 2023 is based on the "Fair School Funding Plan" whereas the previous biennium was bases on fiscal year 2019 allocations which in turn was based on a "Formula Funding" methodology.

Fiscal 2021 was the first year that the District began to receive tangible personal property taxes from the Nexus Pipeline which generated an increase in revenue of approximately \$455,000 for the second half of the year. Nexus is currently tender paying at 48% of their personal property values as they are appealing those values with the State Department of Taxation.

The school district income tax resource is a 1% of earned income, 5 year renewable tax levy which is set to expire December 31, 2022. Plans are under way to bring a renewal levy to the ballot in May of 2022.

The District did go through a real estate tax appraisal in 2020 resulting in an increase in accessed values of 13.36% for residential/agricultural and 7.62% for commercial/industrial. Similar to the Nexus Pipeline, there is a half year of collections reflected in fiscal year 2021.

Currently there is no general permanent improvement levy to cover the cost of major updates, renovations and repairs as that levy was not renewed in 2016. There is a half mill maintenance levy due to the construction partnership with OFCC in the build-out of the new junior high/senior high school that was opened in fiscal 2019.

The overall financial goal of the District is to maintain a positive cash balance along with being good stewards on how resources are spent in order to provide the best educational opportunities available for the children and families that the District serves.

**Contacting the District's Financial Management**

This financial report is designed to provide our citizens, taxpayers, and investors and creditors with a general overview of the District's finances and to show the District's accountability for the money it receives. If you have questions about this report or need additional financial information, contact Mr. Ira Hamman, CPA, Treasurer, Chippewa Local School District, 56 North Portage Street, Doylestown, Ohio, 44230-1398.

**CHIPPEWA LOCAL SCHOOL DISTRICT  
WAYNE COUNTY, OHIO**

STATEMENT OF NET POSITION  
JUNE 30, 2021  
(SEE ACCOUNTANT'S COMPILATION REPORT)

	<b>Governmental Activities</b>
<b>Assets:</b>	
Equity in pooled cash and cash equivalents	\$ 9,387,720
Cash with fiscal agent	3,131,109
Receivables:	
Property taxes	8,282,268
Income taxes	862,233
Accounts	493
Accrued interest	17,997
Intergovernmental	356,747
Prepayments	24,704
Net OPEB asset	884,078
Capital assets:	
Nondepreciable capital assets	1,098,217
Depreciable capital assets, net	29,792,894
Capital assets, net	30,891,111
Total assets	53,838,460
 <b>Deferred outflows of resources:</b>	
Pension	2,821,796
OPEB	393,679
Total deferred outflows of resources	3,215,475
 <b>Liabilities:</b>	
Accounts payable	100,895
Accrued wages and benefits payable	1,653,814
Intergovernmental payable	73,334
Pension and postemployment benefits payable	243,797
Accrued interest payable	77,273
Claims payable	161,851
Long-term liabilities:	
Due within one year	463,523
Due in more than one year:	
Net pension liability	15,531,140
Net OPEB liability	1,146,289
Other amounts due in more than one year	15,630,837
Total liabilities	35,082,753
 <b>Deferred inflows of resources:</b>	
Property taxes levied for the next fiscal year	6,737,330
Pension	402,666
OPEB	1,760,373
Total deferred inflows of resources	8,900,369
 <b>Net position:</b>	
Net investment in capital assets	15,501,568
Restricted for:	
Capital projects	847,449
Classroom facilities maintenance	556,401
Debt service	654,093
State funded programs	142,109
Federally funded programs	3,948
Food service operations	143,011
Extracurricular programs	24,891
Other purposes	10,119
Unrestricted (deficit)	(4,812,776)
Total net position	\$ 13,070,813

SEE ACCOMPANYING NOTES TO THE BASIC FINANCIAL STATEMENTS

**CHIPPEWA LOCAL SCHOOL DISTRICT  
WAYNE COUNTY, OHIO**

STATEMENT OF ACTIVITIES  
FOR THE FISCAL YEAR ENDED JUNE 30, 2021  
(SEE ACCOUNTANT'S COMPILATION REPORT)

	<u>Expenses</u>	<u>Charges for Services and Sales</u>	<u>Program Revenues Operating Grants and Contributions</u>	<u>Capital Grants and Contributions</u>	<u>Net (Expense) Revenue and Changes in Net Position Governmental Activities</u>
<b>Governmental activities:</b>					
Instruction:					
Regular	\$ 7,838,063	\$ 770,515	\$ 548,357	\$ -	\$ (6,519,191)
Special	1,866,849	-	472,994	-	(1,393,855)
Vocational	-	-	3,851	-	3,851
Other	192,369	-	-	-	(192,369)
Support services:					
Pupil	433,708	-	113,715	-	(319,993)
Instructional staff	557,865	-	18,184	-	(539,681)
Board of education	58,143	-	-	-	(58,143)
Administration	1,545,143	-	36,407	-	(1,508,736)
Fiscal	467,088	-	-	-	(467,088)
Operations and maintenance	1,663,283	190	14,164	-	(1,648,929)
Pupil transportation	587,677	-	30,876	36,527	(520,274)
Central	215,852	-	5,400	-	(210,452)
Operation of non-instructional services:					
Food service operations	554,171	79,130	680,800	-	205,759
Other non-instructional services	115,013	79	88,544	-	(26,390)
Extracurricular activities	673,831	42,017	3,183	-	(628,631)
Interest and fiscal charges	473,197	-	-	-	(473,197)
Totals	<u>\$ 17,242,252</u>	<u>\$ 891,931</u>	<u>\$ 2,016,475</u>	<u>\$ 36,527</u>	<u>(14,297,319)</u>
<b>General revenues:</b>					
Property taxes levied for:					
General purposes					6,618,173
Debt service					959,486
Classroom facilities maintenance					243,169
Income taxes levied for:					
General purposes					2,236,876
Grants and entitlements not restricted to specific programs					
					5,306,938
Investment earnings					264,255
Miscellaneous					131,500
Total general revenues					<u>15,760,397</u>
Change in net position					1,463,078
<b>Net position at beginning of year</b>					<u>11,607,735</u>
<b>Net position at end of year</b>					<u>\$ 13,070,813</u>

SEE ACCOMPANYING NOTES TO THE BASIC FINANCIAL STATEMENTS

**CHIPPEWA LOCAL SCHOOL DISTRICT  
WAYNE COUNTY, OHIO**

BALANCE SHEET  
GOVERNMENTAL FUNDS  
JUNE 30, 2021  
(SEE ACCOUNTANT'S COMPILATION REPORT)

	<b>General</b>	<b>Nonmajor Governmental Funds</b>	<b>Total Governmental Funds</b>
<b>Assets:</b>			
Equity in pooled cash and cash equivalents	\$ 7,261,717	\$ 2,126,003	\$ 9,387,720
Receivables:			
Property taxes	7,181,254	1,101,014	8,282,268
Income taxes	862,233	-	862,233
Accounts	483	10	493
Accrued interest	17,997	-	17,997
Interfund loans	650	-	650
Intergovernmental	26,716	330,031	356,747
Prepayments	23,937	767	24,704
Due from other funds	164,444	-	164,444
Total assets	\$ 15,539,431	\$ 3,557,825	\$ 19,097,256
<b>Liabilities:</b>			
Accounts payable	\$ 92,690	\$ 8,205	\$ 100,895
Accrued wages and benefits payable	1,476,980	176,834	1,653,814
Intergovernmental payable	64,770	8,564	73,334
Pension and postemployment benefits payable	217,672	26,125	243,797
Interfund loans payable	-	650	650
Due to other funds	-	164,444	164,444
Total liabilities	1,852,112	384,822	2,236,934
<b>Deferred inflows of resources:</b>			
Property taxes levied for the next fiscal year	5,816,238	921,092	6,737,330
Delinquent property tax revenue not available	868,736	89,950	958,686
Income tax revenue not available	159,418	-	159,418
Intergovernmental revenue not available	24,143	200,024	224,167
Accrued interest not available	2,053	-	2,053
Total deferred inflows of resources	6,870,588	1,211,066	8,081,654
<b>Fund balances:</b>			
Nonspendable:			
Prepays	23,937	767	24,704
Restricted:			
Debt service	-	576,142	576,142
Capital projects	-	724,449	724,449
Classroom facilities maintenance	-	544,402	544,402
Food service operations	-	164,538	164,538
Non-public schools	-	4,465	4,465
State funded programs	-	101,117	101,117
Federally funded programs	-	3,948	3,948
Extracurricular	-	24,891	24,891
Other purposes	-	10,119	10,119
Assigned:			
Student instruction	70,529	-	70,529
Student and staff support	50,175	-	50,175
Other purposes	252	-	252
Unassigned (deficit)	6,447,427	(192,901)	6,254,526
Total fund balances	6,816,731	1,961,937	8,778,668
Total liabilities, deferred inflows and fund balances	\$ 15,539,431	\$ 3,557,825	\$ 19,097,256

SEE ACCOMPANYING NOTES TO THE BASIC FINANCIAL STATEMENTS

**CHIPPEWA LOCAL SCHOOL DISTRICT  
WAYNE COUNTY, OHIO**

RECONCILIATION OF TOTAL GOVERNMENTAL FUND BALANCES TO  
NET POSITION OF GOVERNMENTAL ACTIVITIES  
JUNE 30, 2021  
(SEE ACCOUNTANT'S COMPILATION REPORT)

<b>Total governmental fund balances</b>		\$	8,778,668
<i>Amounts reported for governmental activities on the statement of net position are different because:</i>			
Capital assets used in governmental activities are not financial resources and therefore are not reported in the funds.			30,891,111
Other long-term assets are not available to pay for current-period expenditures and therefore are deferred inflows in the funds.			
Property taxes receivable	\$	958,686	
Income taxes receivable		159,418	
Accrued interest receivable		2,053	
Intergovernmental receivable		224,167	
Total		1,344,324	1,344,324
An internal service fund is used by management to charge the costs of insurance to individual funds. The assets and liabilities of the internal service fund are included in governmental activities on the statement of net position.			2,969,258
Unamortized premiums on bonds issued are not recognized in the funds.			(387,539)
Accrued interest payable is not due and payable in the current period and therefore is not reported in the funds.			(77,273)
The net pension/OPEB assets & liabilities are not due and payable in the current period; therefore, the assets, liabilities and related deferred inflows/outflows are not reported in governmental funds.			
Deferred outflows - pension		2,821,796	
Deferred inflows - pension		(402,666)	
Net pension liability		(15,531,140)	
Deferred outflows - OPEB		393,679	
Deferred inflows - OPEB		(1,760,373)	
Net OPEB asset		884,078	
Net OPEB liability		(1,146,289)	
Total		(14,740,915)	(14,740,915)
Long-term liabilities, including bonds payable, are not due and payable in the current period and therefore are not reported in the funds.			
General obligation bonds		(14,790,000)	
Capital lease obligations		(212,004)	
Compensated absences		(704,817)	
Total		(15,706,821)	(15,706,821)
<b>Net position of governmental activities</b>		\$	13,070,813

SEE ACCOMPANYING NOTES TO THE BASIC FINANCIAL STATEMENTS

**CHIPPEWA LOCAL SCHOOL DISTRICT  
WAYNE COUNTY, OHIO**

STATEMENT OF REVENUES, EXPENDITURES AND CHANGES IN FUND BALANCES  
GOVERNMENTAL FUNDS  
FOR THE FISCAL YEAR ENDED JUNE 30, 2021  
(SEE ACCOUNTANT'S COMPILATION REPORT)

	<b>General</b>	<b>Nonmajor Governmental Funds</b>	<b>Total Governmental Funds</b>
<b>Revenues:</b>			
Property taxes	\$ 5,807,816	\$ 1,123,367	\$ 6,931,183
Income taxes	2,254,579	-	2,254,579
Intergovernmental	5,726,529	1,603,897	7,330,426
Investment earnings	256,579	-	256,579
Tuition and fees	763,095	10,127	773,222
Extracurricular	18,507	71,490	89,997
Charges for services	-	28,712	28,712
Contributions and donations	1,709	4,578	6,287
Miscellaneous	129,791	1,600	131,391
Total revenues	<u>14,958,605</u>	<u>2,843,771</u>	<u>17,802,376</u>
<b>Expenditures:</b>			
Current:			
Instruction:			
Regular	5,736,471	569,625	6,306,096
Special	1,759,724	83,653	1,843,377
Other	192,320	-	192,320
Support services:			
Pupil	341,088	50,389	391,477
Instructional staff	497,991	16,251	514,242
Board of education	57,317	-	57,317
Administration	1,355,521	32,240	1,387,761
Fiscal	421,924	15,318	437,242
Operations and maintenance	1,135,211	142,562	1,277,773
Pupil transportation	569,725	447	570,172
Central	195,825	18,900	214,725
Operation of non-instructional services:			
Food service operations	-	516,055	516,055
Other non-instructional services	518	110,357	110,875
Extracurricular activities	51,312	503,109	554,421
Facilities acquisition and construction	119,662	-	119,662
Debt service:			
Principal retirement	51,218	390,000	441,218
Interest and fiscal charges	11,998	476,869	488,867
Total expenditures	<u>12,497,825</u>	<u>2,925,775</u>	<u>15,423,600</u>
Excess (deficiency) of revenues over (under) expenditures	<u>2,460,780</u>	<u>(82,004)</u>	<u>2,378,776</u>
<b>Other financing sources (uses):</b>			
Transfers in	9,688	415,663	425,351
Transfers (out)	(402,163)	(23,188)	(425,351)
Total other financing sources (uses)	<u>(392,475)</u>	<u>392,475</u>	<u>-</u>
Net change in fund balances	2,068,305	310,471	2,378,776
<b>Fund balances at beginning of year</b>	<u>4,748,426</u>	<u>1,651,466</u>	<u>6,399,892</u>
<b>Fund balances at end of year</b>	<u>\$ 6,816,731</u>	<u>\$ 1,961,937</u>	<u>\$ 8,778,668</u>

SEE ACCOMPANYING NOTES TO THE BASIC FINANCIAL STATEMENTS

**CHIPPEWA LOCAL SCHOOL DISTRICT  
WAYNE COUNTY, OHIO**

RECONCILIATION OF THE STATEMENT OF REVENUES, EXPENDITURES  
AND CHANGES IN FUND BALANCES OF GOVERNMENTAL FUNDS  
TO THE STATEMENT OF ACTIVITIES  
FOR THE FISCAL YEAR ENDED JUNE 30, 2021  
(SEE ACCOUNTANT'S COMPILATION REPORT)

<b>Net change in fund balances - total governmental funds</b>	\$	2,378,776
<i>Amounts reported for governmental activities in the statement of activities are different because:</i>		
Governmental funds report capital outlays as expenditures. However, in the statement of activities, the cost of those assets is allocated over their estimated useful lives as depreciation expense.		
Capital asset additions	\$ 92,658	
Current year depreciation	(971,289)	
Total		(878,631)
Revenues in the statement of activities that do not provide current financial resources are not reported as revenues in the funds.		
Property taxes	889,645	
Income taxes	(17,703)	
Earnings on investments	(26,739)	
Intergovernmental	20,236	
Total		865,439
Repayment of bond and capital lease principal is an expenditure in the governmental funds, but the repayment reduces long-term liabilities on the statement of net position.		
		441,218
In the statement of activities, interest is accrued on outstanding bonds, whereas in governmental funds, an interest expenditure is reported when due. The following items resulted in additional interest being reported in the statement of activities:		
Change in accrued interest payable	954	
Amortization of bond premiums	14,716	
Total		15,670
Contractually required contributions are reported as expenditures in governmental funds; however, the statement of net position reports these amounts as deferred outflows.		
Pension	1,157,346	
OPEB	34,995	
Total		1,192,341
Except for amounts reported as deferred inflows/outflows, changes in the net pension/OPEB liability/asset are reported as pension/OPEB expense in the statement of activities.		
Pension	(1,746,952)	
OPEB	62,918	
Total		(1,684,034)
Some expenses reported in the statement of activities, such as compensated absences, do not require the use of current financial resources and therefore are not reported as expenditures in governmental funds.		
		10,568
An internal service fund used by management to charge the costs of insurance to individual funds is not reported in the district-wide statement of activities. Governmental fund expenditures and the related internal service fund revenues are eliminated. The net revenue (expense) of the internal service fund is allocated among the governmental activities.		
		(878,269)
<b>Change in net position of governmental activities</b>	<b>\$</b>	<b>1,463,078</b>

SEE ACCOMPANYING NOTES TO THE BASIC FINANCIAL STATEMENTS



**CHIPPEWA LOCAL SCHOOL DISTRICT  
WAYNE COUNTY, OHIO**

STATEMENT OF REVENUES, EXPENDITURES AND CHANGES IN  
FUND BALANCE - BUDGET AND ACTUAL (NON-GAAP BUDGETARY BASIS)  
GENERAL FUND  
FOR THE FISCAL YEAR ENDED JUNE 30, 2021  
(SEE ACCOUNTANT'S COMPILATION REPORT)

	<u>Budgeted Amounts</u>			<b>Variance with Final Budget Positive (Negative)</b>
	<u>Original</u>	<u>Final</u>	<u>Actual</u>	
<b>Revenues:</b>				
Property taxes	\$ 5,644,495	\$ 5,484,025	\$ 5,558,206	\$ 74,181
Income taxes	2,332,993	2,266,667	2,103,920	(162,747)
Intergovernmental	6,337,020	6,156,861	5,714,963	(441,898)
Investment earnings	210,790	204,797	191,439	(13,358)
Tuition and fees	806,558	783,627	727,363	(56,264)
Miscellaneous	7,306	7,099	15,316	8,217
Total revenues	<u>15,339,162</u>	<u>14,903,076</u>	<u>14,311,207</u>	<u>(591,869)</u>
<b>Expenditures:</b>				
Current:				
Instruction:				
Regular	6,481,496	5,884,353	5,690,477	193,876
Special	2,605,324	2,365,295	1,845,611	519,684
Other	215,734	195,858	192,320	3,538
Support services:				
Pupil	322,895	293,147	337,753	(44,606)
Instructional staff	442,747	401,957	502,551	(100,594)
Board of education	44,557	40,452	51,329	(10,877)
Administration	1,542,988	1,400,832	1,358,264	42,568
Fiscal	532,191	483,160	412,258	70,902
Operations and maintenance	960,554	872,058	1,102,429	(230,371)
Pupil transportation	974,874	885,059	631,264	253,795
Central	261,363	237,284	195,825	41,459
Operation of non-instructional services:				
Other non-instructional services	-	-	518	(518)
Extracurricular activities	-	-	34,327	(34,327)
Facilities acquisition and construction	42,277	38,382	68,506	(30,124)
Total expenditures	<u>14,427,000</u>	<u>13,097,837</u>	<u>12,423,432</u>	<u>674,405</u>
Excess of revenues over expenditures	<u>912,162</u>	<u>1,805,239</u>	<u>1,887,775</u>	<u>82,536</u>
<b>Other financing sources (uses):</b>				
Refund of prior year's expenditures	-	114,296	114,387	91
Transfers in	-	9,688	9,688	-
Transfers (out)	-	(402,163)	(402,163)	-
Advances in	-	308,000	308,000	-
Sale of capital assets	-	4,102	4,102	-
Total other financing sources (uses)	<u>-</u>	<u>33,923</u>	<u>34,014</u>	<u>91</u>
Net change in fund balance	912,162	1,839,162	1,921,789	82,627
<b>Fund balance at beginning of year</b>	<u>5,090,051</u>	<u>5,090,051</u>	<u>5,090,051</u>	<u>-</u>
<b>Fund balance (deficit) at end of year</b>	<u>\$ 6,002,213</u>	<u>\$ 6,929,213</u>	<u>\$ 7,011,840</u>	<u>\$ 82,627</u>

SEE ACCOMPANYING NOTES TO THE BASIC FINANCIAL STATEMENTS

**CHIPPEWA LOCAL SCHOOL DISTRICT  
WAYNE COUNTY, OHIO**

STATEMENT OF NET POSITION  
PROPRIETARY FUND  
JUNE 30, 2021  
(SEE ACCOUNTANT'S COMPILATION REPORT)

	<b>Governmental Activities - Internal Service Fund</b>
<b>Assets:</b>	
Cash with fiscal agent	\$ 3,131,109
Total assets	<u>3,131,109</u>
<b>Liabilities:</b>	
Claims payable	<u>161,851</u>
Total liabilities	<u>161,851</u>
<b>Net position:</b>	
Unrestricted	<u>2,969,258</u>
Total net position	<u>\$ 2,969,258</u>

SEE ACCOMPANYING NOTES TO THE BASIC FINANCIAL STATEMENTS

**CHIPPEWA LOCAL SCHOOL DISTRICT  
WAYNE COUNTY, OHIO**

STATEMENT OF REVENUES, EXPENSES AND  
CHANGES IN NET POSITION  
PROPRIETARY FUND  
FOR THE FISCAL YEAR ENDED JUNE 30, 2021  
(SEE ACCOUNTANT'S COMPILATION REPORT)

	<b>Governmental Activities - Internal Service Fund</b>
<b>Operating revenues:</b>	
Charges for services	\$ 1,102,847
Other	58,277
Total operating revenues	1,161,124
<b>Operating expenses:</b>	
Purchased services	861,765
Other	28,916
Claims	1,183,127
Total operating expenses	2,073,808
Operating loss	(912,684)
<b>Nonoperating revenues:</b>	
Interest revenue	34,415
Total nonoperating revenues	34,415
Change in net position	(878,269)
<b>Net position at beginning of year</b>	3,847,527
<b>Net position at end of year</b>	\$ 2,969,258

SEE ACCOMPANYING NOTES TO THE BASIC FINANCIAL STATEMENTS

**CHIPPEWA LOCAL SCHOOL DISTRICT  
WAYNE COUNTY, OHIO**

STATEMENT OF CASH FLOWS  
PROPRIETARY FUND  
FOR THE FISCAL YEAR ENDED JUNE 30, 2021  
(SEE ACCOUNTANT'S COMPILATION REPORT)

	<b>Governmental Activities - Internal Service Fund</b>
<b>Cash flows from operating activities:</b>	
Cash received from charges for services	\$ 1,102,847
Cash received from other operations	58,277
Cash payments for purchased services	(861,765)
Cash payments for claims	(1,202,963)
Cash payments for other expenses	(28,916)
Net cash used in operating activities	(932,520)
<b>Cash flows from investing activities:</b>	
Interest received	34,415
Net cash provided by investing activities	34,415
Net increase (decrease) in cash and cash equivalents	(898,105)
<b>Cash with fiscal agent at beginning of year</b>	4,029,214
<b>Cash with fiscal agent at end of year</b>	\$ 3,131,109
<b>Reconciliation of operating loss to net cash used in operating activities:</b>	
Operating loss	\$ (912,684)
Changes in assets and liabilities:	
Claims payable	(19,836)
Net cash used in operating activities	\$ (932,520)

SEE ACCOMPANYING NOTES TO THE BASIC FINANCIAL STATEMENTS

**CHIPPEWA LOCAL SCHOOL DISTRICT  
WAYNE COUNTY, OHIO**

NOTES TO THE BASIC FINANCIAL STATEMENTS  
FOR THE FISCAL YEAR ENDED JUNE 30, 2021  
(SEE ACCOUNTANT'S COMPILATION REPORT)

**NOTE 1 - DESCRIPTION OF THE SCHOOL DISTRICT**

The Chippewa Local School District (the "District") is organized under Article VI, Sections 2 and 3 of the Constitution of the State of Ohio. The District operates under a locally-elected Board form of government consisting of five members elected at-large for staggered four year terms. The District provides educational services as authorized by State statute and/or federal guidelines.

The District is staffed by 7 administrators, 94 certified personnel and 70 classified employees who provide services to 1,254 students and other community members.

**NOTE 2 - SUMMARY OF SIGNIFICANT ACCOUNTING POLICIES**

The basic financial statements of the District have been prepared in conformity with accounting principles generally accepted in the United States of America (GAAP) as applied to governmental units. The Governmental Accounting Standards Board (GASB) is the accepted standard-setting body for establishing governmental accounting and financial reporting principles. The District's significant accounting policies are described below.

**A. Reporting Entity**

The reporting entity has been defined in accordance with GASB Statement No. 14, "The Financial Reporting Entity" as amended by GASB Statement No. 39, "Determining Whether Certain Organizations Are Component Units" and GASB Statement No. 61, "The Financial Reporting Entity: Omnibus an amendment of GASB Statements No. 14 and No. 34". The reporting entity is composed of the primary government and component units. The primary government consists of all funds, departments, boards and agencies that are not legally separate from the District. For the District, this includes general operations, food service, and student related activities of the District.

Component units are legally separate organizations for which the District is financially accountable. The District is financially accountable for an organization if the District appoints a voting majority of the organization's Governing Board and (1) the District is able to significantly influence the programs or services performed or provided by the organization; or (2) the District is legally entitled to or can otherwise access the organization's resources; or (3) the District is legally obligated or has otherwise assumed the responsibility to finance the deficits of, or provide financial support to, the organization; or (4) the District is obligated for the debt of the organization. Component units may also include organizations that are fiscally dependent on the District in that the District approves the budget, the issuance of debt or the levying of taxes. Certain organizations are also included as component units if the nature and significance of the relationship between the primary government and the organization is such that exclusion by the primary government would render the primary government's financial statements incomplete or misleading. Based upon the application of these criteria, the District has no component units. The basic financial statements of the reporting entity include only those of the District (the primary government).

The following organizations are described due to their relationship to the District:

*JOINTLY GOVERNED ORGANIZATIONS*

Midland Council of Governments (the "Midland COG")

The Midland COG is a jointly governed organization among twenty-two boards of education. The Midland COG was formed to provide efficient and cost effective computer and data processing services to member boards. Financial support for the Midland COG is provided by member fees levied according to the number of students within each member's respective district. The Executive Committee determines and sets the fees for all services.

**CHIPPEWA LOCAL SCHOOL DISTRICT  
WAYNE COUNTY, OHIO**

NOTES TO THE BASIC FINANCIAL STATEMENTS  
FOR THE FISCAL YEAR ENDED JUNE 30, 2021  
(SEE ACCOUNTANT'S COMPILATION REPORT)

**NOTE 2 - SUMMARY OF SIGNIFICANT ACCOUNTING POLICIES - (Continued)**

Representation on the Midland COG consists of one member appointed by each member board of education. The representative shall be the Superintendent, Assistant Superintendent or Treasurer of the member district board of education. The Midland COG is governed by the Executive Committee who is elected for two year terms except the position of Fiscal Agent Superintendent which is a permanent appointment. The Executive Committee consists of seven members. The members are two Superintendents, two Treasurers, two members-at-large and the Fiscal Agent Superintendent.

Wayne County Career Center

The Wayne County Career Center (the "Center") is a separate body politic and corporate, established by the Ohio Revised Code (ORC) to provide vocational and special education needs of the students. The Center accepts non-tuition students from the District as a member school. However, it is considered a separate political subdivision and is not considered to be part of the District.

*PUBLIC ENTITY RISK POOL*

Ohio School Boards Association Workers' Compensation Group Rating Program

The District participates in the Ohio School Boards Association (OSBA) Workers' Compensation Group Rating Program (the "GRP"), an insurance purchasing pool. The GRP's business and affairs are conducted by a three member Board of Directors consisting of the President, the President-Elect, and the Immediate Past President of the OSBA. The Executive Director of the OSBA, or his designee, serves as coordinator of the GRP. Each year, the participating school districts pay an enrollment fee to cover the costs of administering the GRP.

**B. Fund Accounting**

The District uses funds to maintain its financial records during the year. A fund is defined as a fiscal and accounting entity with a self balancing set of accounts. There are three categories of funds: governmental, proprietary and fiduciary.

*GOVERNMENTAL FUNDS*

Governmental funds are those through which most governmental functions typically are financed. Governmental fund reporting focuses on the sources, uses and balances of current financial resources. Expendable assets are assigned to the various governmental funds according to the purposes for which they may or must be used. Current liabilities are assigned to the fund from which they will be paid. The difference between governmental fund assets and liabilities and deferred inflows of resources is reported as fund balance.

The following is the District's major governmental fund:

*General fund* - The general fund is used to account for and report all financial resources not accounted for and reported in another fund. The general fund balance is available for any purpose provided it is expended or transferred according to the general laws of Ohio.

Other governmental funds of the District are used to account for (a) financial resources that are restricted, committed, or assigned to expenditures for capital outlays including the acquisition or construction of capital facilities and other capital assets, (b) specific revenue sources that are restricted or committed to an expenditure for specified purposes other than debt service or capital projects and (c) financial resources that are restricted, committed, or assigned to expenditure for principal and interest.

**CHIPPEWA LOCAL SCHOOL DISTRICT  
WAYNE COUNTY, OHIO**

NOTES TO THE BASIC FINANCIAL STATEMENTS  
FOR THE FISCAL YEAR ENDED JUNE 30, 2021  
(SEE ACCOUNTANT'S COMPILATION REPORT)

**NOTE 2 - SUMMARY OF SIGNIFICANT ACCOUNTING POLICIES - (Continued)**

*PROPRIETARY FUNDS*

Proprietary funds are used to account for the District's ongoing activities which are similar to those often found in the private sector. The District has no enterprise funds. The following is a description of the District's internal service fund:

Internal service fund - An internal service fund is used to account for the financing of goods or services provided by one fund or department to other funds or departments of the District, or to other governments, on a cost-reimbursement basis. The internal service fund of the District accounts for a self-insurance program, which provides health/medical benefits to employees.

*FIDUCIARY FUNDS*

Fiduciary fund reporting focuses on net position and changes in net position. The fiduciary fund category is split into four classifications: pension trust funds, investment trust funds, private-purpose trust funds and custodial funds. Trust funds are distinguished from custodial funds by the existence of a trust agreement or equivalent arrangements that have certain characteristics. Custodial funds are used to report fiduciary activities that are not required to be reported in a trust fund. The District has no fiduciary funds.

**C. Basis of Presentation and Measurement Focus**

Government-wide Financial Statements - The statement of net position and the statement of activities display information about the District as a whole. These statements include the financial activities of the primary government, except for fiduciary funds. Internal service fund operating activity is eliminated to avoid overstatement of revenues and expenses.

The government-wide statement of activities presents a comparison between direct expenses and program revenues for each function or program of the governmental activities of the District. Direct expenses are those that are specifically associated with a service, program or department and therefore clearly identifiable to a particular function. Program revenues include amounts paid by the recipient of goods or services offered by the program and grants and contributions that are restricted to meeting the operational or capital requirements of a particular program. Revenues not classified as program revenues are presented as general revenues of the District.

The government-wide financial statements are prepared using the economic resources measurement focus. All assets and deferred outflows of resources and all liabilities and deferred inflows of resources associated with the operation of the District are included on the statement of net position.

Fund Financial Statements - Fund financial statements report detailed information about the District. The focus of governmental fund financial statements is on major funds rather than reporting funds by type. Each major fund is presented in a separate column, and all nonmajor funds are aggregated into one column. The internal service fund is presented in a single column on the face of the proprietary fund statements. Fiduciary funds are reported by fund type.

All governmental funds are accounted for using a flow of current financial resources measurement focus. With this measurement focus, only current assets and deferred outflows of resources and current liabilities and deferred inflows of resources generally are included on the governmental funds balance sheet. The statement of revenues, expenditures and changes in fund balances reports on the sources (i.e., revenues and other financing sources) and uses (i.e., expenditures and other financing uses) of current financial resources. This approach differs from the manner in which the governmental activities of the government-wide financial statements are prepared. Governmental fund financial statements therefore include a reconciliation with brief explanations to better identify the relationship between the government-wide statements and the statements for governmental funds.

**CHIPPEWA LOCAL SCHOOL DISTRICT  
WAYNE COUNTY, OHIO**

NOTES TO THE BASIC FINANCIAL STATEMENTS  
FOR THE FISCAL YEAR ENDED JUNE 30, 2021  
(SEE ACCOUNTANT'S COMPILATION REPORT)

**NOTE 2 - SUMMARY OF SIGNIFICANT ACCOUNTING POLICIES - (Continued)**

Like the government-wide statements, the internal service fund is accounted for on a flow of economic resources measurement focus. All assets and deferred outflows and all liabilities and deferred inflows associated with the operation of this fund are included on the statement of net position. The statement of changes in net position presents increases (i.e., revenues) and decreases (i.e., expenses) in total net position. The statement of cash flows provides information about how the District finances and meets the cash flow needs of its proprietary activity.

Proprietary funds distinguish operating revenues and expenses from nonoperating items. Operating revenues and expenses generally result from providing services and producing and delivering goods in connection with a proprietary fund's principal ongoing operation. The principal operating revenues of the District's internal service fund are charges for services. Operating expenses for internal service funds include claims and administrative expenses. All revenues and expenses not meeting this definition are reported as nonoperating revenues and expenses.

Fiduciary funds present a statement of changes in fiduciary net position which reports additions and deduction from custodial funds.

**D. Basis of Accounting**

Basis of accounting determines when transactions are recorded in the financial records and reported on the financial statements. Government-wide financial statements are prepared using the accrual basis of accounting. Governmental funds use the modified accrual basis of accounting. Proprietary and fiduciary funds also use the accrual basis of accounting.

Revenues - Exchange and Nonexchange Transactions - Revenue resulting from exchange transactions, in which each party gives and receives essentially equal value, are recorded on the accrual basis when the exchange takes place. On a modified accrual basis, revenue is recorded in the fiscal year in which the resources are measurable and become available. Available means that the resources will be collected within the current fiscal year or are expected to be collected soon enough thereafter to be used to pay liabilities of the current fiscal year. For the District, available means expected to be received within sixty days of fiscal year end.

Nonexchange transactions, in which the District receives value without directly giving equal value in return, include property taxes, income taxes, grants, entitlements and donations. On an accrual basis, revenue from property taxes is recognized in the fiscal year for which the taxes are levied (See Note 6).

Revenue from grants, entitlements and donations is recognized in the fiscal year in which all eligibility requirements have been satisfied. Eligibility requirements include timing requirements, which specify the year when the resources are required to be used or the fiscal year when use is first permitted, matching requirements, in which the District must provide local resources to be used for a specified purpose, and expenditure requirements, in which the resources are provided to the District on a reimbursement basis. On a modified accrual basis, revenue from nonexchange transactions must also be available before it can be recognized.

Under the modified accrual basis, the following revenue sources are considered to be both measurable and available at fiscal year-end: property taxes available as an advance, income taxes, interest, tuition, grants, student fees and rentals.

Deferred Outflows of Resources and Deferred Inflows of Resources - In addition to assets, the government-wide statement of net position will report a separate section for deferred outflows of resources. Deferred outflows of resources, represents a consumption of net position that applies to a future period and will not be recognized as an outflow of resources (expense/expenditure) until then.



**CHIPPEWA LOCAL SCHOOL DISTRICT  
WAYNE COUNTY, OHIO**

NOTES TO THE BASIC FINANCIAL STATEMENTS  
FOR THE FISCAL YEAR ENDED JUNE 30, 2021  
(SEE ACCOUNTANT'S COMPILATION REPORT)

**NOTE 2 - SUMMARY OF SIGNIFICANT ACCOUNTING POLICIES - (Continued)**

See Notes 14 and 15 for deferred outflows of resources related the District's net pension liability and net OPEB liability/asset, respectively.

In addition to liabilities, both the government-wide statement of net position and the governmental fund financial statements report a separate section for deferred inflows of resources. Deferred inflows of resources represent an acquisition of net position that applies to a future period and will not be recognized as an inflow of resources (revenue) until that time. For the District, deferred inflows of resources include property taxes and unavailable revenue. Property taxes represent amounts for which there is an enforceable legal claim as of June 30, 2021, but which were levied to finance fiscal year 2022 operations. These amounts have been recorded as a deferred inflow of resources on both the government-wide statement of net position and the governmental fund financial statements. Unavailable revenue is reported only on the governmental funds balance sheet, and represents receivables which will not be collected within the available period. For the District unavailable revenue includes, but is not limited to, delinquent property taxes and intergovernmental grants. These amounts are deferred and recognized as an inflow of resources in the period the amounts become available.

See Notes 14 and 15 for deferred inflows of resources related to the District's net pension liability and net OPEB liability/asset, respectively. This deferred inflow of resources is only reported on the government-wide statement of net position.

Expenses/Expenditures - On the accrual basis of accounting, expenses are recognized at the time they are incurred. The entitlement value of donated commodities used during the year is reported in the statement of revenues, expenditures and changes in fund balances as an expenditure with a like amount reported as intergovernmental revenue.

The measurement focus of governmental fund accounting is on decreases in net financial resources (expenditures) rather than expenses. Expenditures are generally recognized in the accounting period in which the related fund liability is incurred, if measurable. Allocations of cost, such as depreciation and amortization, are not recognized in governmental funds.

**E. Budgets**

The District is required by State statute to adopt an annual appropriated cash basis budget for all funds. The specific timetable for fiscal year 2021 is as follows:

1. Prior to January 15, the Superintendent and Treasurer submit to the Board of Education a proposed operating budget for the fiscal year commencing the following July 1. The budget includes proposed expenditures and the means of financing for all funds. Public hearings are publicized and conducted to obtain taxpayers' comments. The purpose of this budget document is to reflect the need for existing (or increased) tax rates.
2. By no later than January 20, the Board-adopted budget is filed with the Wayne County Budget Commission for tax rate determination.
3. Prior to April 1, the Board of Education accepts, by formal resolution, the tax rates as determined by the Budget Commission.

**CHIPPEWA LOCAL SCHOOL DISTRICT  
WAYNE COUNTY, OHIO**

NOTES TO THE BASIC FINANCIAL STATEMENTS  
FOR THE FISCAL YEAR ENDED JUNE 30, 2021  
(SEE ACCOUNTANT'S COMPILATION REPORT)

**NOTE 2 - SUMMARY OF SIGNIFICANT ACCOUNTING POLICIES - (Continued)**

4. By July 1, the annual appropriation resolution is legally enacted by the Board of Education at the object level within each function for the general fund and at the fund level of expenditures for all other funds, which are the legal levels of budgetary control. State statute permits a temporary appropriation to be effective until no later than October 1 of each year. Although the legal level of budgetary control was established at the object level within each function for the general fund and at the fund level of expenditures for all other funds, the District has elected to present budgetary statement comparisons at the fund and function level of expenditures. Resolution appropriations by fund must be within the estimated resources as certified by the County Budget Commission and the total of expenditures and encumbrances may not exceed the appropriation totals.
5. Any revisions that alter the total of any object within each function for the general fund and the fund level for all other funds must be approved by the Board of Education.
6. Formal budgetary integration is employed as a management control device during the year for all funds consistent with statutory provisions.
7. Appropriations amounts are as originally adopted, or as amended by the Board of Education through the year by supplemental appropriations, which either reallocated or increased the original, appropriated amounts. All supplemental appropriations were legally enacted by the Board prior to July 1, 2021; however, none of these amendments were significant. The budget figures, as shown in the accompanying budgetary statement, reflect the original and final appropriation amounts including all amendments and modifications.
8. Unencumbered appropriations lapse at year-end. Encumbered appropriations are carried forward to the succeeding fiscal year and need not be reappropriated. Expenditures may not legally exceed budgeted appropriations at the object level within each function for the general fund and the fund level for all other funds.

Encumbrance accounting is utilized by District funds during the normal course of operations, for purchase orders and contract related expenditures. An encumbrance is a reserve on the available spending authority due to a commitment for a future expenditure and does not represent a liability.

**F. Cash and Investments**

To improve cash management, cash received by the District is pooled in a central bank account. Monies for all funds, including proprietary funds, are maintained in this pool. Individual fund integrity is maintained through the District's records. Each fund's interest in the pool is presented as "equity in pooled cash and cash equivalents" on the basic financial statements.

During fiscal year 2021 the District had investments in the State Treasury Asset Reserve of Ohio (STAR Ohio), commercial paper, Federal Home Loan Mortgage Corporation (FHLMC) securities, Federal Home Loan Bank (FHLB) securities, Federal National Mortgage Association (FNMA) securities, negotiable certificates of deposit and investments in U.S. Treasury money market mutual funds. See Note 4 for a full listing of the District's investments. All investments are reported at fair value which is based on quoted market prices.

During fiscal year 2021, the District invested in STAR Ohio. STAR Ohio (the State Treasury Asset Reserve of Ohio), is an investment pool managed by the State Treasurer's Office which allows governments within the State to pool their funds for investment purposes. STAR Ohio is not registered with the SEC as an investment company, but has adopted Governmental Accounting Standards Board (GASB), Statement No. 79, "Certain External Investment Pools and Pool Participants." The District measures its investment in STAR Ohio at the net asset value (NAV) per share provided by STAR Ohio.

The NAV per share is calculated on an amortized cost basis that provides an NAV per share that approximates fair value.

**CHIPPEWA LOCAL SCHOOL DISTRICT  
WAYNE COUNTY, OHIO**

NOTES TO THE BASIC FINANCIAL STATEMENTS  
FOR THE FISCAL YEAR ENDED JUNE 30, 2021  
(SEE ACCOUNTANT'S COMPILATION REPORT)

**NOTE 2 - SUMMARY OF SIGNIFICANT ACCOUNTING POLICIES - (Continued)**

For the fiscal year 2021, there were no limitation or restrictions on any participant withdrawals due to redemption notice periods, liquidity fees, or redemption gates. However, notice must be given 24 hours in advance of all deposits and withdrawals exceeding \$100 million. STAR Ohio reserves the right to limit the transaction to \$250 million, requiring the excess amount to be transacted the following business day(s), but only to the \$250 million limit. All accounts of the participant will be combined for these purposes.

Under existing Ohio statutes all investment earnings are assigned to the general fund unless statutorily required to be credited to a specific fund. By policy of the Board of Education, investment earnings are assigned to the general fund. Interest revenue credited to the general fund during fiscal year 2021 amounted to \$256,579, which includes \$66,763 from other District funds.

For presentation on the basic financial statements, investments of the cash management pool and investments with original maturities of three months or less at the time they are purchased by the District are considered to be cash equivalents. Investments with an initial maturity of more than three months are reported as investments.

An analysis of the District's investment accounts at year end is provided in Note 4.

**G. Inventory**

On government-wide and fund financial statements, purchased inventories are presented at the lower of cost or market and donated commodities are presented at their entitlement value. Inventories are recorded on a first-in, first-out basis and are expensed when used. Inventories are accounted for using the consumption method.

On the fund financial statements, reported materials and supplies inventory is equally offset by nonspendable fund balance in the governmental funds which indicates that it does not constitute available spendable resources even though it is a component of net current assets.

Inventory consists of expendable supplies held for consumption, donated food and purchased food.

**H. Capital Assets**

General capital assets are those assets specifically related to activities reported in the governmental funds, and generally result from expenditures in the governmental funds. These assets are reported in the governmental activities column of the government-wide statement of net position, but are not reported in the fund financial statements.

All capital assets are capitalized at cost (or estimated historical cost) and updated for additions and deletions during the year. Donated capital assets are recorded at their acquisition values as of the date received. For fiscal year 2021, the District maintained a capitalization threshold of \$2,500.

Improvements are capitalized; the costs of normal maintenance and repairs that do not add to the value of the asset or materially extend an asset's life are not.

All reported capital assets except land are depreciated. Improvements are depreciated over the remaining useful lives of the related capital assets.

**CHIPPEWA LOCAL SCHOOL DISTRICT  
WAYNE COUNTY, OHIO**

NOTES TO THE BASIC FINANCIAL STATEMENTS  
FOR THE FISCAL YEAR ENDED JUNE 30, 2021  
(SEE ACCOUNTANT’S COMPILATION REPORT)

**NOTE 2 - SUMMARY OF SIGNIFICANT ACCOUNTING POLICIES - (Continued)**

Depreciation is computed using the straight-line method over the following useful lives:

<u>Description</u>	Governmental Activities <u>Estimated Lives</u>
Land improvements	5 - 20 years
Buildings and improvements	20 - 50 years
Furniture and equipment	5 - 20 years
Vehicles	6 - 10 years
Textbooks	20 years

**I. Interfund Balances**

On fund financial statements, receivables and payables resulting from short-term interfund loans are classified as “interfund loans receivable/payable” and “due to/due from other funds”. These amounts are eliminated in the governmental activities column on the statement of net position.

**J. Compensated Absences**

Compensated absences of the District consist of vacation leave and sick leave liability to the extent that payments to the employee for these absences are attributable to services already rendered and are not contingent on a specific event that is outside the control of the District and the employee.

In accordance with the provisions of GASB Statement No. 16, “Accounting for Compensated Absences”, a liability for vacation leave is accrued if a) the employees’ rights to payment are attributable to services already rendered; and b) it is probable that the employer will compensate the employees for the benefits through paid time off or other means, such as cash payment at termination or retirement. An accrual for earned sick leave is made to the extent that it is probable that the benefits will result in termination (severance) payments. A liability for sick leave is accrued using the vesting method; i.e., the liability is based on the sick leave accumulated at June 30, 2021, by those employees who are currently eligible to receive termination (severance) payments, as well as those employees expected to become eligible in the future. For purposes of establishing a liability for severance on employees expected to become eligible to retire in the future, all employees age fifty or greater with at least ten years of service and all employees with at least twenty years of service at any age were considered expected to become eligible to retire in accordance with GASB Statement No. 16.

The total liability for vacation and sick leave payments has been calculated using pay rates in effect at June 30, 2021, and reduced to the maximum payment allowed by labor contract and/or statute, plus any applicable additional salary related payments.

The entire compensated absence liability is reported on the government-wide financial statements.

For governmental fund financial statements, the current portion of unpaid compensated absences is the amount expected to be paid using expendable available resources. These amounts are recorded in the account “compensated absences payable” in the fund from which the employees who have accumulated unpaid leave are paid. The noncurrent portion of the liability is not reported.

**CHIPPEWA LOCAL SCHOOL DISTRICT  
WAYNE COUNTY, OHIO**

NOTES TO THE BASIC FINANCIAL STATEMENTS  
FOR THE FISCAL YEAR ENDED JUNE 30, 2021  
(SEE ACCOUNTANT'S COMPILATION REPORT)

**NOTE 2 - SUMMARY OF SIGNIFICANT ACCOUNTING POLICIES - (Continued)**

**K. Accrued Liabilities and Long-Term Obligations**

All payables, accrued liabilities and long-term obligations are reported in the government-wide financial statements, and all payables, accrued liabilities and long-term obligations payable from the internal service fund are reported on the proprietary fund financial statements.

In general, governmental fund payables and accrued liabilities that, once incurred, are paid in a timely manner and in full from current financial resources are reported as obligations of the funds. However, claims and judgments and compensated absences that will be paid from governmental funds are reported as a liability in the fund financial statements only to the extent that they are due for payment during the current year. Capital leases are recognized as a liability on the financials when due. Net pension/OPEB liability should be recognized in the governmental funds to the extent that benefit payments are due and payable and the pension/OPEB plan's fiduciary net position is not sufficient for payment of those benefits.

**L. Fund Balance**

Fund balance is divided into five classifications based primarily on the extent to which the District is bound to observe constraints imposed upon the use of the resources in the governmental funds. The classifications are as follows:

*Nonspendable* - The nonspendable fund balance classification includes amounts that cannot be spent because they are not in spendable form or legally required to be maintained intact. The "not in spendable form" criterion includes items that are not expected to be converted to cash.

*Restricted* - Fund balance is reported as restricted when constraints are placed on the use of resources that are either externally imposed by creditors (such as through debt covenants), grantors, contributors, or laws or regulations of other governments, or imposed by law through constitutional provisions or enabling legislation.

*Committed* - The committed fund balance classification includes amounts that can be used only for the specific purposes imposed by a formal action (resolution) of the District Board of Education (the highest level of decision making authority). Those committed amounts cannot be used for any other purpose unless the District Board of Education removes or changes the specified use by taking the same type of action (resolution) it employed to previously commit those amounts. Committed fund balance also incorporates contractual obligations to the extent that existing resources in the fund have been specifically committed for use in satisfying those contractual requirements.

*Assigned* - Amounts in the assigned fund balance classification are intended to be used by the District for specific purposes, but do not meet the criteria to be classified as restricted nor committed. In governmental funds other than the general fund, assigned fund balance represents the remaining amount that is not restricted or committed. In the general fund, assigned amounts represent intended uses established by policies of the District Board of Education, which includes giving the Treasurer the authority to constrain monies for intended purposes.

*Unassigned* - Unassigned fund balance is the residual classification for the general fund and includes all spendable amounts not contained in the other classifications. In other governmental funds, the unassigned classification is only used to report a deficit fund balance resulting from overspending for specific purposes for which amounts had been restricted, committed, or assigned.

**CHIPPEWA LOCAL SCHOOL DISTRICT  
WAYNE COUNTY, OHIO**

NOTES TO THE BASIC FINANCIAL STATEMENTS  
FOR THE FISCAL YEAR ENDED JUNE 30, 2021  
(SEE ACCOUNTANT'S COMPILATION REPORT)

**NOTE 2 - SUMMARY OF SIGNIFICANT ACCOUNTING POLICIES - (Continued)**

The District applies restricted resources first when expenditures are incurred for purposes for which restricted and unrestricted (committed, assigned, and unassigned) fund balance is available. Similarly, within unrestricted fund balance, committed amounts are reduced first followed by assigned, and then unassigned amounts when expenditures are incurred for purposes for which amounts in any of the unrestricted fund balance classifications could be used.

**M. Net Position**

Net position represents the difference between assets and deferred outflows and liabilities and deferred inflows. The net position component "investment in capital assets," consists of capital assets, net of accumulated depreciation, reduced by the outstanding balances of any borrowing used for the acquisition, construction or improvement of those assets. Deferred outflows of resources and deferred inflows of resources that are attributable to the acquisition, construction or improvement of those assets or related debt also should be included in this component of net position. Net position is reported as restricted when there are limitations imposed on its use either through the enabling legislation adopted by the District or through external restrictions imposed by creditors, grantors or laws or regulations of other governments.

The District applies restricted resources first when an expense is incurred for purposes for which both restricted and unrestricted net position is available.

**N. Prepayments**

Certain payments to vendors reflect the costs applicable to future accounting periods and are recorded as prepayments in both government-wide and fund financial statements. These items are reported as assets on the balance sheet using the consumption method. A current asset for the prepaid amounts is recorded at the time of the purchase and the expenditure/expense is reported in the year in which services are consumed.

On the fund financial statements, reported prepayments are equally offset by nonspendable fund balance in the governmental funds which indicates that it does not constitute available spendable resources even though it is a component of net current assets.

**O. Parochial School**

Within the District's boundaries, St. Peter & Paul Catholic School is operated through the Catholic Diocese. Current State legislation provides funding to the parochial schools. These monies are received and disbursed on behalf of the parochial schools by the Treasurer of the District, as directed by the parochial school. The fiduciary responsibility of the District for these monies is reflected in a special revenue fund for financial reporting purposes.

**P. Estimates**

The preparation of the basic financial statements in conformity with GAAP requires management to make estimates and assumptions that affect the amounts reported in the basic financial statements and accompanying notes. Actual results may differ from those estimates.

**CHIPPEWA LOCAL SCHOOL DISTRICT  
WAYNE COUNTY, OHIO**

NOTES TO THE BASIC FINANCIAL STATEMENTS  
FOR THE FISCAL YEAR ENDED JUNE 30, 2021  
(SEE ACCOUNTANT'S COMPILATION REPORT)

**NOTE 2 - SUMMARY OF SIGNIFICANT ACCOUNTING POLICIES - (Continued)**

**Q. Interfund Activity**

Exchange transactions between funds are reported as revenues in the seller funds and as expenditures/expenses in the purchaser funds. Flows of cash or goods from one fund to another without a requirement for repayment are reported as interfund transfers. Interfund transfers are reported as other financing sources/uses in governmental funds and after nonoperating revenues/expenses in proprietary funds. Repayments from funds responsible for particular expenditures/expenses to the funds that initially paid for them are not presented on the basic financial statements.

**R. Pensions/Other Postemployment Benefits (OPEB)**

For purposes of measuring the net pension/OPEB liability, net OPEB asset, deferred outflows of resources and deferred inflows of resources related pensions/OPEB, and pension/OPEB expense, information about the fiduciary net position of the pension/OPEB plans and additions to/deductions from their fiduciary net position have been determined on the same basis as they are reported by the pension/OPEB plan. For this purpose, benefit payments (including refunds of employee contributions) are recognized when due and payable in accordance with the benefit terms. The pension/OPEB plans report investments at fair value.

**S. Extraordinary and Special Items**

Extraordinary items are transactions or events that are both unusual in nature and infrequent in occurrence. Special items are transactions or events that are within the control of the Board of Education and that are either unusual in nature or infrequent in occurrence. Neither type of transaction occurred during fiscal year 2021.

**T. Fair Value**

The District categorizes its fair value measurements within the fair value hierarchy established by generally accepted accounting principles. The hierarchy is based on the valuation inputs used to measure the fair value of the asset. Level 1 inputs are quoted prices in active markets for identical assets; Level 2 inputs are significant other observable inputs; Level 3 inputs are significant unobservable inputs.

**NOTE 3 - ACCOUNTABILITY AND COMPLIANCE**

**A. Change in Accounting Principles**

For fiscal year 2021, the District has applied GASB Statement No. 95, "Postponement of the Effective Dates of Certain Authoritative Guidance." GASB Statement No. 95 provides temporary relief to governments and other stakeholders in light of the COVID-19 pandemic. This objective is accomplished by postponing the effective dates of certain provisions in Statements and Implementation Guides that first became effective or are scheduled to become effective for periods beginning after June 15, 2018, and later.

**CHIPPEWA LOCAL SCHOOL DISTRICT  
WAYNE COUNTY, OHIO**

NOTES TO THE BASIC FINANCIAL STATEMENTS  
FOR THE FISCAL YEAR ENDED JUNE 30, 2021  
(SEE ACCOUNTANT'S COMPILATION REPORT)

**NOTE 3 - ACCOUNTABILITY AND COMPLIANCE - (Continued)**

Certain provisions contained in the following pronouncements were scheduled to be implemented for the fiscal year ended June 30, 2021. Due to the implementation of GASB Statement No. 95, the effective dates of certain provisions contained in these pronouncements are postponed until the fiscal year ended June 30, 2022:

- Statement No. 87, *Leases*
- Implementation Guide No. 2019-3, *Leases*
- Statement No. 89, *Accounting for Interest Cost Incurred before the End of a Construction Period*
- Statement No. 92, *Omnibus 2020*
- Statement No. 93, *Replacement of Interbank Offered Rates*

**B. Deficit Fund Balances**

Fund balances at June 30, 2021 included the following individual fund deficits:

<u>Nonmajor funds</u>	<u>Deficit</u>
District managed activities	\$ 22,278
Public school preschool	2,149
ESSER	41,583
Title VI-B	126,765
Title II-A	126

The general fund is liable for any deficit in these funds and provides transfers when cash is required, not when accruals occur. The deficit fund balances resulted from adjustments for accrued liabilities.

**NOTE 4 - DEPOSITS AND INVESTMENTS**

State statutes classify monies held by the District into three categories.

Active deposits are public deposits necessary to meet current demands on the treasury. Such monies must be maintained either as cash in the District treasury, in commercial accounts payable or withdrawable on demand, including negotiable order of withdrawal (NOW) accounts, or in money market deposit accounts.

Inactive deposits are public deposits that the Board of Education has identified as not required for use within the current five year period of designation of depositories. Inactive deposits must either be evidenced by certificates of deposit maturing not later than the end of the current period of designation of depositories, or by savings or deposit accounts including, but not limited to, passbook accounts.

Interim deposits are deposits of interim monies. Interim monies are those monies which are not needed for immediate use, but which will be needed before the end of the current period of designation of depositories.

Interim deposits must be evidenced by time certificates of deposit maturing or by savings or deposit accounts including passbook accounts.

Interim monies may be deposited or invested in the following securities:

1. United States Treasury Notes, Bills, Bonds, or any other obligation or security issued by the United States Treasury or any other obligation guaranteed as to principal and interest by the United States;



**CHIPPEWA LOCAL SCHOOL DISTRICT  
WAYNE COUNTY, OHIO**

NOTES TO THE BASIC FINANCIAL STATEMENTS  
FOR THE FISCAL YEAR ENDED JUNE 30, 2021  
(SEE ACCOUNTANT'S COMPILATION REPORT)

**NOTE 4 - DEPOSITS AND INVESTMENTS - (Continued)**

2. Bonds, notes, debentures, or any other obligations or securities issued by any federal government agency or instrumentality, including, but not limited to, the Federal National Mortgage Association, Federal Home Loan Bank, Federal Farm Credit Bank, Federal Home Loan Mortgage Corporation, and Government National Mortgage Association. All federal agency securities shall be direct issuances of federal government agencies or instrumentalities;
3. Written repurchase agreements in the securities listed above provided that the market value of the securities subject to the repurchase agreement must exceed the principal value of the agreement by at least two percent and be marked to market daily, and that the term of the agreement must not exceed thirty days;
4. Bonds and other obligations of the State of Ohio, and with certain limitations including a requirement for maturity within ten years from the date of settlement, bonds and other obligations of political subdivisions of the State of Ohio, if training requirements have been met;
5. Time certificates of deposit or savings or deposit accounts including, but not limited to, passbook accounts;
6. No-load money market mutual funds consisting exclusively of obligations described in division (1) or (2) and repurchase agreements secured by such obligations, provided that investments in securities described in this division are made only through eligible institutions;
7. The State Treasurer's investment pool, the State Treasury Asset Reserve of Ohio (STAR Ohio); and,
8. Certain bankers' acceptances (for a period not to exceed one hundred eighty days) and commercial paper notes (for a period not to exceed two hundred seventy days) in an amount not to exceed 40 percent of the interim monies available for investment at any one time if training requirements have been met.

Protection of the District's deposits is provided by the Federal Deposit Insurance Corporation (FDIC), by eligible securities pledged by the financial institution as security for repayment, or by the financial institutions participation in the Ohio Pooled Collateral System (OPCS), a collateral pool of eligible securities deposited with a qualified trustee and pledged to the Treasurer of State to secure the repayment of all public monies deposited in the financial institution.

Investments in stripped principal or interest obligations, reverse repurchase agreements and derivatives are prohibited. The issuance of taxable notes for the purpose of arbitrage, the use of leverage and short selling are also prohibited. Except as noted above, an investment must mature within five years from the date of purchase unless matched to a specific obligation or debt of the District, and must be purchased with the expectation that it will be held to maturity. Investments may only be made through specified dealers and institutions. Payment for investments may be made only upon delivery of the securities representing the investments to the Treasurer or, if the securities are not represented by a certificate, upon receipt of confirmation of transfer from the custodian.

**A. Deposits with Financial Institutions**

At June 30, 2021, the carrying amount of all District deposits was \$180,793. Based on the criteria described in GASB Statement No. 40, "Deposits and Investment Risk Disclosures", as of June 30, 2021, the \$250,000 of the District's bank balance of \$439,065 was covered by the FDIC while \$189,065 was exposed to custodial risk as described below.

**CHIPPEWA LOCAL SCHOOL DISTRICT  
WAYNE COUNTY, OHIO**

NOTES TO THE BASIC FINANCIAL STATEMENTS  
FOR THE FISCAL YEAR ENDED JUNE 30, 2021  
(SEE ACCOUNTANT'S COMPILATION REPORT)

**NOTE 4 - DEPOSITS AND INVESTMENTS - (Continued)**

Custodial credit risk is the risk that, in the event of bank failure, the District will not be able to recover deposits or collateral securities that are in the possession of an outside party. The District has no deposit policy for custodial credit risk beyond the requirements of State statute. Ohio law requires that deposits either be insured or protected by (1) eligible securities pledged to the District and deposited with a qualified trustee by the financial institution as security for repayment whose fair value at all times shall be at least 105 percent of the deposits being secured, or (2) participation in the Ohio Pooled Collateral System (OPCS), a collateral pool of eligible securities deposited with a qualified trustee and pledged to the Treasurer of State to secure the repayment of all public monies deposited in the financial institution. OPCS requires the total fair value of the securities pledged to be 102 percent of the deposits being secured or a reduced rate set by the Treasurer of State. For fiscal year 2021, the District's financial institution was approved for a reduced collateral rate of fifty percent through OPCS. Although all statutory requirements for the deposit of money has been followed, noncompliance with federal requirements could potentially subject the District to a successful claim by the FDIC.

**B. Cash with Fiscal Agent**

At fiscal year end, the District had a cash balance with the Ohio Mid-Eastern Regional Education Service Agency Self-Funded Insurance Program (the "Program") of \$3,131,109. The balance is covered by federal depository insurance or by collateral held by a qualified third-party trustee in the name of the Program's fiscal agent. This amount is not part of the internal cash pool and is reported on the financial statements as "cash with fiscal agent".

**C. Investments**

As of June 30, 2021, the District had the following investment and maturity:

Measurement/ Investment type	Measurement Value	Investment Maturities				
		6 months or less	7 to 12 months	13 to 18 months	19 to 24 months	Greater than 24 months
<i>Amortized cost:</i>						
STAR Ohio	\$ 5,546,159	\$ 5,546,159	\$ -	\$ -	\$ -	\$ -
<i>Fair value:</i>						
Commercial Paper	324,878	324,878	-	-	-	-
FHLMC	130,000	-	-	-	-	130,000
FHLB	313,794	-	-	-	-	313,794
FNMA	409,808	-	-	-	-	409,808
Negotiable CDs	2,474,709	-	853,159	753,942	336,604	531,004
US Government money market	7,579	7,579	-	-	-	-
Total	\$ 9,206,927	\$ 5,878,616	\$ 853,159	\$ 753,942	\$ 336,604	\$ 1,384,606

The weighted average of maturity of investments is 0.64 years.

The District's investments in U.S. Government money market mutual funds are valued using quoted market prices in active markets (Level 1 inputs). The District's investments in commercial paper, federal agency securities (FHLMC, FHLB, FNMA) and negotiable CD's are valued using quoted prices in markets that are not considered to be active, dealer quotations or alternative pricing sources for similar assets or liabilities for which all significant inputs are observable, either directly or indirectly (Level 2 inputs).

*Interest Rate Risk:* Interest rate risk arises as potential purchasers of debt securities will not agree to pay face value for those securities if interest rates subsequently increase. As a means of limiting its exposure to fair value losses arising from rising interest rates and according to State law, the District's investment policy limits investment portfolio maturities to five years or less.

**CHIPPEWA LOCAL SCHOOL DISTRICT  
WAYNE COUNTY, OHIO**

NOTES TO THE BASIC FINANCIAL STATEMENTS  
FOR THE FISCAL YEAR ENDED JUNE 30, 2021  
(SEE ACCOUNTANT'S COMPILATION REPORT)

**NOTE 4 - DEPOSITS AND INVESTMENTS - (Continued)**

*Credit Risk:* The District's investments in commercial paper were rated P-1 by Moody's Investor Services. The District's investments in federal agency securities were rated AA+ and Aaa by Standard & Poor's and Moody's Investor Services, respectively. Standard & Poor's has assigned STAR Ohio and the U.S. Government money market an AAAM money market rating. Ohio Law requires that STAR Ohio maintain the highest rating provided by at least one nationally recognized standard rating service. The District's investment policy does not specifically address credit risk beyond the adherence to all relevant sections of the Ohio Revised Code.

*Custodial Credit Risk:* For an investment, custodial credit risk is the risk that, in the event of the failure of the counterparty, the District will not be able to recover the value of its investments or collateral securities that are in the possession of an outside party. The federal agency securities are exposed to custodial credit risk in that they are uninsured, unregistered and held by the counterparty's trust department or agent, but not in the District's name. The District has no investment policy dealing with investment custodial risk beyond the requirement in State statute that prohibits payment for investments prior to the delivery of the securities representing such investments to the Treasurer or qualified trustee.

*Concentration of Credit Risk:* The District places no limit on the amount that may be invested in any one issuer. The following table includes the percentage of each investment type held by the District at June 30, 2021:

<u>Measurement/ Investment type</u>	<u>Measurement Value</u>	<u>% of Total</u>
<i>Amortized cost:</i>		
STAR Ohio	\$ 5,546,159	60.24
<i>Fair Value:</i>		
Commercial Paper	324,878	3.53
FHLMC	130,000	1.41
FHLB	313,794	3.41
FNMA	409,808	4.45
Negotiable CDs	2,474,709	26.88
US Government money market	<u>7,579</u>	<u>0.08</u>
	<u>\$ 9,206,927</u>	<u>100.00</u>

**D. Reconciliation of Cash and Investments to the Statement of Net Position**

The following is a reconciliation of cash and investments as reported in the note disclosure above to cash and investments as reported on the statement of net position as of June 30, 2021:

<u>Cash and investments per note disclosure</u>	
Carrying amount of deposits	\$ 180,793
Investments	9,206,927
Cash with fiscal agent	<u>3,131,109</u>
Total	<u>\$ 12,518,829</u>
 <u>Cash and investments per statement of net position</u>	
Governmental activities	<u>\$ 12,518,829</u>

**CHIPPEWA LOCAL SCHOOL DISTRICT  
WAYNE COUNTY, OHIO**

NOTES TO THE BASIC FINANCIAL STATEMENTS  
FOR THE FISCAL YEAR ENDED JUNE 30, 2021  
(SEE ACCOUNTANT'S COMPILATION REPORT)

**NOTE 5 - INTERFUND TRANSACTIONS**

- A. Interfund transfers for the year ended June 30, 2021 as reported on the fund financial statements, consisted of the following:

<u>Transfer from general fund to:</u>	<u>Amount</u>
Nonmajor governmental funds	\$ 402,163
 <u>Tranfers from nonmajor governmental fund to:</u>	
Nonmajor governmental fund	13,500
 <u>Tranfers from nonmajor governmental fund to:</u>	
General fund	<u>9,688</u>
 Total	 <u>\$ 425,351</u>

Transfers are used to move revenues from the fund that statute or budget required to collect them to the fund that statute or budget requires to expend them and to use unrestricted revenues collected in the general fund to finance various programs accounted for in other funds in accordance with budgetary authorizations. The \$13,500 transfers from the miscellaneous federal grants fund (a nonmajor governmental fund) to the EMIS fund (a nonmajor governmental fund) were to close out various years activity. The \$9,688 transfer from the EMIS fund (a nonmajor governmental fund) to the general fund was a residual equity transfer.

All transfers were made in compliance with Ohio Revised Code Sections 5705.14, 5705.15 and 5705.16. Interfund transfers between governmental funds are eliminated for reporting in the statement of activities.

- B. Due to/from other funds consisted of the following at June 30, 2021, as reported on the fund financial statements:

<u>Receivable fund</u>	<u>Payable fund</u>	<u>Amount</u>
General fund	Nonmajor governmental funds	<u>\$ 153,002</u>

The primary purpose of the amount due to the general fund from the nonmajor governmental fund was to eliminate negative cash balances. The amount will be repaid once cash is received.

Amounts due to/from between governmental funds are eliminated on the government-wide statements.

- C. Interfund balances at June 30, 2021 as reported on the fund financial statements, consisted of the following individual loans to/from other funds:

<u>Receivable fund</u>	<u>Payable fund</u>	<u>Amount</u>
General fund	Nonmajor governmental fund	<u>\$ 650</u>

The primary purpose of the interfund balances is to cover costs in specific funds where revenues were not received by June 30. These interfund balances will be repaid once the anticipated revenues are received.

Interfund balances between governmental funds are eliminated on the government-wide financial statements.

**CHIPPEWA LOCAL SCHOOL DISTRICT  
WAYNE COUNTY, OHIO**

NOTES TO THE BASIC FINANCIAL STATEMENTS  
FOR THE FISCAL YEAR ENDED JUNE 30, 2021  
(SEE ACCOUNTANT'S COMPILATION REPORT)

**NOTE 6 - PROPERTY TAXES**

Property taxes are levied and assessed on a calendar year basis while the District fiscal year runs from July through June. First half tax collections are received by the District in the second half of the fiscal year. Second half tax distributions occur in the first half of the following fiscal year.

Property taxes include amounts levied against all real property and public utility property. Real property tax revenues received in calendar year 2021 represent the collection of calendar year 2020 taxes. Real property taxes received in calendar year 2020 were levied after April 1, 2020, on the assessed values as of January 1, 2020, the lien date. Assessed values for real property taxes are established by State statute at 35 percent of appraised market value. Real property taxes are payable annually or semiannually. If paid annually, payment is due December 31; if paid semiannually, the first payment is due December 31, with the remainder payable by June 20. Under certain circumstances, State statute permits alternate payment dates to be established. Public utility property tax revenues received in calendar year 2021 represent the collection of calendar year 2020 taxes. Public utility real and personal property taxes received in calendar year 2021 became a lien on December 31, 2019, were levied after April 1, 2020, and are collected with real property taxes. Public utility real property is assessed at 35 percent of true value; public utility tangible personal property is currently assessed at varying percentages of true value.

The District receives property taxes from Wayne County. The County Auditor periodically advances to the District its portion of the taxes collected. Second-half real property tax payments collected by the County by June 30, 2021, are available to finance fiscal year 2020 operations. The amount available as an advance at June 30, 2021 was \$496,280 in the general fund, \$79,330 in the bond retirement fund (a nonmajor governmental fund) and \$10,642 in the classroom facilities maintenance fund (a nonmajor governmental fund). This amount is recorded as revenue. The amount available for advance at June 30, 2020 was \$246,670 in the general fund, \$39,660 in the bond retirement fund (a nonmajor governmental fund) and \$5,392 in the permanent improvement fund (a nonmajor governmental fund). The amount of second-half real property taxes available for advance at fiscal year-end can vary based on the date the tax bills are sent.

Accrued property taxes receivable includes real property, public utility property and delinquent tangible personal property taxes which are measurable as of June 30, 2021 and for which there is an enforceable legal claim. Although total property tax collections for the next fiscal year are measurable, only the amount of real property taxes available as an advance at June 30 was levied to finance current fiscal year operations and is reported as revenue at fiscal year-end. The portion of the receivable not levied to finance current fiscal year operations is offset by a credit to deferred inflow of resources.

On the accrual basis of accounting, collectible delinquent property taxes have been recorded as a receivable and revenue, while on a modified accrual basis of accounting the revenue has been reported as a deferred inflow of resources.

The assessed values upon which the fiscal year 2021 taxes were collected are:

	2020 Second Half Collections		2021 First Half Collections	
	<u>Amount</u>	<u>Percent</u>	<u>Amount</u>	<u>Percent</u>
Agricultural/residential and other real estate	\$ 196,640,210	74.88	\$ 216,474,520	71.18
Public utility personal	<u>65,977,440</u>	<u>25.12</u>	<u>75,336,470</u>	<u>25.82</u>
Total	<u>\$ 262,617,650</u>	<u>100.00</u>	<u>\$ 291,810,990</u>	<u>97.00</u>
Tax rate per \$1,000 of assessed valuation				
General operations	\$ 37.40		\$ 37.50	
Bond retirement	3.70		3.20	
Classroom facilities maintenance	0.50		0.50	

**CHIPPEWA LOCAL SCHOOL DISTRICT  
WAYNE COUNTY, OHIO**

NOTES TO THE BASIC FINANCIAL STATEMENTS  
FOR THE FISCAL YEAR ENDED JUNE 30, 2021  
(SEE ACCOUNTANT'S COMPILATION REPORT)

**NOTE 7 - RECEIVABLES**

Receivables at June 30, 2021 consisted of property taxes, income taxes, accounts, grants and entitlements (reported as "intergovernmental") and accrued interest. All receivables are considered collectible in full due to the ability to foreclose for the nonpayment of taxes, the stable condition of state programs and the current year guarantee of federal funds.

A summary of the items of receivables reported on the statement of net position follows:

**Governmental activities:**

Property taxes	\$ 8,282,268
Income taxes	862,233
Accounts	493
Accrued interest	17,997
Intergovernmental	<u>356,747</u>
Total	<u>\$ 9,519,738</u>

Receivables have been disaggregated on the face of the basic financial statements. All receivables are expected to be collected within the subsequent year

**NOTE 8 - SCHOOL DISTRICT INCOME TAX**

The District passed a 1.00% continuing earned income only tax for general operations of the District beginning January 1, 2008. Employers and residents are required to withhold income tax on compensation and remit the tax to the State. Taxpayers are required to file an annual return. The State makes quarterly distributions to the District after withholding amounts for administrative fees and estimated refunds. Income tax revenue is credited to the general fund and amounted to \$2,254,579 during fiscal year 2021.

**CHIPPEWA LOCAL SCHOOL DISTRICT  
WAYNE COUNTY, OHIO**

NOTES TO THE BASIC FINANCIAL STATEMENTS  
FOR THE FISCAL YEAR ENDED JUNE 30, 2021  
(SEE ACCOUNTANT'S COMPILATION REPORT)

**NOTE 9 - CAPITAL ASSETS**

Capital asset activity for the fiscal year ended June 30, 2021 was as follows:

	<u>Balance</u> <u>06/30/20</u>	<u>Additions</u>	<u>Deletions</u>	<u>Balance</u> <u>06/30/21</u>
<b><u>Governmental activities:</u></b>				
<i>Capital assets, not being depreciated:</i>				
Land	\$ 1,098,217	\$ -	\$ -	\$ 1,098,217
Total capital assets, not being depreciated	<u>1,098,217</u>	<u>-</u>	<u>-</u>	<u>1,098,217</u>
<i>Capital assets, being depreciated:</i>				
Land improvements	1,794,771	-	-	1,794,771
Buildings and improvements	34,647,035	-	-	34,647,035
Equipment and furniture	2,043,402	-	-	2,043,402
Vehicles	2,235,818	92,658	-	2,328,476
Library books	616,859	-	-	616,859
Total capital assets, being depreciated	<u>41,337,885</u>	<u>92,658</u>	<u>-</u>	<u>41,430,543</u>
<i>Less: accumulated depreciation</i>				
Land improvements	(814,493)	(106,204)	-	(920,697)
Buildings and improvements	(6,002,316)	(702,963)	-	(6,705,279)
Equipment and furniture	(1,527,344)	(90,386)	-	(1,617,730)
Vehicles	(1,705,348)	(71,736)	-	(1,777,084)
Library books	(616,859)	-	-	(616,859)
Total accumulated depreciation	<u>(10,666,360)</u>	<u>(971,289)</u>	<u>-</u>	<u>(11,637,649)</u>
Governmental activities capital assets, net	<u>\$ 31,769,742</u>	<u>\$ (878,631)</u>	<u>\$ -</u>	<u>\$ 30,891,111</u>

Depreciation expense was charged to governmental functions as follows:

Instruction:	
Regular	\$ 604,477
Support services:	
Pupil	536
Administration	279
Operations and maintenance	196,701
Pupil transportation	66,827
Central	1,127
Extracurricular activities	97,342
Food service operations	<u>4,000</u>
Total depreciation expense	<u>\$ 971,289</u>

**CHIPPEWA LOCAL SCHOOL DISTRICT  
WAYNE COUNTY, OHIO**

NOTES TO THE BASIC FINANCIAL STATEMENTS  
FOR THE FISCAL YEAR ENDED JUNE 30, 2021  
(SEE ACCOUNTANT'S COMPILATION REPORT)

**NOTE 10 - LONG-TERM OBLIGATIONS**

A. During fiscal year 2021, the following changes occurred to the long-term obligations of governmental activities.

<b><u>Governmental activities:</u></b>	<u>Balance</u> <u>06/30/20</u>	<u>Increases</u>	<u>Decreases</u>	<u>Balance</u> <u>06/30/21</u>	<u>Amount Due</u> <u>In One Year</u>
Classroom facilities and school improvement bonds	\$ 15,180,000	\$ -	\$ (390,000)	\$ 14,790,000	\$ 400,000
Capital lease obligation	263,222	-	(51,218)	212,004	53,839
Net pension liability	13,919,136	1,612,004	-	15,531,140	-
Net OPEB liability/asset	1,310,646	-	(164,357)	1,146,289	-
Compensated absences	<u>744,341</u>	<u>19,218</u>	<u>(58,742)</u>	<u>704,817</u>	<u>9,684</u>
Total other long-term obligations	<u>\$ 31,417,345</u>	<u>\$ 1,631,222</u>	<u>\$ (664,317)</u>	32,384,250	<u>\$ 463,523</u>
Add: unamortized premium on bond issuance				<u>387,539</u>	
Total on statement of net position				<u>\$ 32,771,789</u>	

Series 2016-1 Classroom Facilities and School Improvement Bonds

On May 3, 2016, the District issued series 2016 classroom facilities and school improvement bonds. The bonds will be used to for the construction of a new facility. The interest rate on the current interest bonds ranges from 1.00-4.00%. Interest payments on the current interest bonds are due on May 1 and November 1 each year. The final maturity stated in the issue is November 1, 2045.

Series 2016-2 Classroom Facilities and School Improvement Bonds

On May 17, 2016, the District issued series 2016 classroom facilities and school improvement bonds. The bonds were used to for the construction of a new facility. The interest rate on the current interest bonds ranges from 1.00-4.00%. Interest payments on the current interest bonds are due on May 1 and November 1 each year. The final maturity stated in the issue is November 1, 2045.

Capital Lease Obligation: See Note 11 for details.

Net Pension Liability: See Note 14 for details. The District pays obligations related to employee compensation from the fund benefiting from their service.

Net OPEB Liability/Asset: See Note 15 for details. The District pays obligations related to employee compensation from the fund benefiting from their service.

Compensated Absences: Compensated absences will be paid from the fund from which the employees' salaries are paid, which for the District is primarily the general fund.



**CHIPPEWA LOCAL SCHOOL DISTRICT  
WAYNE COUNTY, OHIO**

NOTES TO THE BASIC FINANCIAL STATEMENTS  
FOR THE FISCAL YEAR ENDED JUNE 30, 2021  
(SEE ACCOUNTANT'S COMPILATION REPORT)

**NOTE 10 - LONG-TERM OBLIGATIONS (Continued)**

Fiscal Year Ending June 30,	Current Interest Bonds		
	Principal	Interest	Total
2022	\$ 400,000	\$ 473,944	\$ 873,944
2023	420,000	467,944	887,944
2024	420,000	461,094	881,094
2025	425,000	453,193	878,193
2026	425,000	444,694	869,694
2027 - 2031	2,385,000	1,975,969	4,360,969
2032 - 2036	2,905,000	1,461,569	4,366,569
2037 - 2041	3,430,000	933,606	4,363,606
2042 - 2046	3,980,000	379,243	4,359,243
Total	<u>\$ 14,790,000</u>	<u>\$ 7,051,256</u>	<u>\$ 21,841,256</u>

**B. Legal Debt Margins**

The Ohio Revised Code provides that voted net general obligation debt of the District shall never exceed 9% of the total assessed valuation of the District. The code further provides that unvoted indebtedness shall not exceed 1/10 of 1% of the property valuation of the District. The code additionally states that unvoted indebtedness related to energy conservation debt shall not exceed 9/10 of 1% of the property valuation of the District. The assessed valuation used in determining the District's legal debt margin has been modified by House Bill 530 which became effective March 30, 2006. In accordance with House Bill 530, the assessed valuation used in the District's legal debt margin calculation excluded tangible personal property used in business, telephone or telegraph property, interexchange telecommunications company property, and personal property owned or leased by a railroad company and used in railroad operations. The effects of these debt limitations at June 30, 2021, are a voted debt margin of \$12,049,131 (including available funds of \$576,172) and an unvoted debt margin of \$291,811.

**NOTE 11 - CAPITAL LEASE OBLIGATION**

In the current year and prior fiscal year, the District entered into a capitalized lease for copier equipment. These lease agreements meet the criteria of capital lease as defined by generally accepted accounting principles, which defines a capital lease generally as one which transfers benefits and risks of ownership to the lease. Capital lease payments have been reclassified and are reflected as debt service expenditures in the financial statements for the governmental funds. These expenditures are reported as function expenditures on the budgetary statements.

Capital assets consisting of equipment have been capitalized in the amount of \$280,959. This amount represents the present value of the minimum lease payments at the time of the acquisition. Accumulated depreciation as if June 30, 2021 was \$56,191, leaving a current book value of \$87,374. A corresponding liability is recorded in the government-wide financial statements. Principal payments in fiscal year 2021 totaled \$51,218 paid by the general fund.

**CHIPPEWA LOCAL SCHOOL DISTRICT  
WAYNE COUNTY, OHIO**

NOTES TO THE BASIC FINANCIAL STATEMENTS  
FOR THE FISCAL YEAR ENDED JUNE 30, 2021  
(SEE ACCOUNTANT'S COMPILATION REPORT)

**NOTE 11 - CAPITAL LEASE OBLIGATION - (Continued)**

The following is a schedule of future long-term minimum lease payments required under the capital lease and the present value of the future minimum lease payments as of June 30, 2021:

Fiscal Year Ending June 30	Amount
2022	\$ 63,216
2023	63,216
2024	61,159
2025	45,096
Total minimum lease payments	232,687
Less: amount representing interest	(20,683)
Total	\$ 212,004

**NOTE 12 - EMPLOYEE BENEFITS**

The criteria for determining vacation and sick leave components are derived from negotiated agreements and State laws. Classified employees earn 10 to 20 days of vacation per year, depending upon length of service. The superintendent and treasurer earn 20 days of vacation per year. Accumulated, unused vacation time is paid to classified employees and administrators upon termination of employment. Teachers, and elementary, middle and high school principals do not earn vacation time.

Teachers, administrators, and classified employees earn sick leave at the rate of one and one-fourth days per month. Sick leave may be earned up to a maximum of fifteen days per year for all personnel. The total lifetime maximum sick leave accumulation is 300 days for all certified and non-certified personnel. Upon retirement, payment is made for one-fourth of the accrued, but unused, sick leave balance to a maximum of 75 days.

**NOTE 13 - RISK MANAGEMENT**

**A. Comprehensive**

The District is exposed to various risks of loss related to torts; theft or damage to, and destruction of assets; errors and omissions; injuries to employees; and natural disasters. Liberty Mutual Insurance provides general liability, property, and boiler insurance coverage for the District. Liability coverage is limited to \$5,000,000 per claim and the boiler and property insurance carries a limitation of \$58,471,449 in the aggregate with a \$10,000 deductible.

Vehicles are covered by Liberty Mutual Insurance and includes a \$500 deductible for collision and comprehensive coverage. Automobile liability coverage has a \$1,000,000 limit for collision, a \$1,000,000 limit per accident for bodily injury and a \$5,000 limit for medical payments.

Settled claims have not exceeded this commercial coverage in any of the past three years. There was no significant reduction in coverage from the prior fiscal year.

**CHIPPEWA LOCAL SCHOOL DISTRICT  
WAYNE COUNTY, OHIO**

NOTES TO THE BASIC FINANCIAL STATEMENTS  
FOR THE FISCAL YEAR ENDED JUNE 30, 2021  
(SEE ACCOUNTANT’S COMPILATION REPORT)

**NOTE 13 - RISK MANAGEMENT - (Continued)**

**B. Employee Health Insurance**

Major medical, hospitalization, dental, life, and/or disability coverage is offered to employees through a self-insurance internal service fund. The District is a member of a claims servicing pool, consisting of several school districts within the County, in which monthly premiums are paid to the fiscal agent who in turn pays the claims on the District’s behalf. The plan is administered through OME-RESA and provides stop loss protection of \$30,000 per individual per year. The claims liability of \$161,851 reported in the internal service fund at June 30, 2021 is based on an estimate provided by the third party administrator and the requirements of GASB Statement No. 10, “Accounting and Financial Reporting for Risk Financing and Related Insurance Issues”, and as amended by GASB Statement No. 30, “Risk Financing Omnibus”, which requires that a liability for unpaid claims costs, including estimates of costs relating to incurred but not reported claims, be accrued at the estimated ultimate cost of settling the claims.

Changes in claims activity for the current and prior fiscal year are as follows:

<u>Fiscal Year</u>	<u>Beginning Balance</u>	<u>Claims Incurred</u>	<u>Claims Payments</u>	<u>Ending Balance</u>
2021	\$ 181,687	\$ 1,183,127	\$ (1,202,963)	\$ 161,851
2020	138,229	1,328,990	(1,285,532)	181,687

Post employment health care is provided to plan participants or their beneficiaries through the respective retirement systems discussed in Note 15. As such, no funding provisions are required by the District.

**C. Workers’ Compensation**

The District participates in the Ohio School Boards Association (OSBA) Workers’ Compensation Group Rating Program (the “GRP”), an insurance purchasing pool (See Note 2.A.). The intent of the GRP is to achieve the benefit of a reduced premium for the District by virtue of its grouping and representation with other participants in the GRP.

The workers’ compensation experience of the participating districts is calculated as one experience and a common premium rate is applied to all school districts in the GRP. Each participant pays its workers’ compensation premium to the State based on the rate for the GRP rather than its individual rate. Total savings are then calculated and each participant’s individual performance is compared to the overall savings percentage of the GRP. Participation in the GRP is limited to districts that can meet the GRP’s selection criteria. The firm of CompManagement, Inc. provides administrative, cost control, and actuarial services to the GRP.

**NOTE 14 - DEFINED BENEFIT PENSION PLANS**

The Statewide retirement systems provide both pension benefits and other postemployment benefits (OPEB).

***Net Pension Liability/Net OPEB Liability/Asset***

Pensions and OPEB are a component of exchange transactions—between an employer and its employees—of salaries and benefits for employee services. Pensions/OPEB are provided to an employee—on a deferred-payment basis—as part of the total compensation package offered by an employer for employee services each financial period.

**CHIPPEWA LOCAL SCHOOL DISTRICT  
WAYNE COUNTY, OHIO**

NOTES TO THE BASIC FINANCIAL STATEMENTS  
FOR THE FISCAL YEAR ENDED JUNE 30, 2021  
(SEE ACCOUNTANT'S COMPILATION REPORT)

**NOTE 14 - DEFINED BENEFIT PENSION PLANS - (Continued)**

The net pension/OPEB liability (asset) represent the District's proportionate share of each pension/OPEB plan's collective actuarial present value of projected benefit payments attributable to past periods of service, net of each pension/OPEB plan's fiduciary net position. The net pension/OPEB liability (asset) calculation is dependent on critical long-term variables, including estimated average life expectancies, earnings on investments, cost of living adjustments and others. While these estimates use the best information available, unknowable future events require adjusting these estimates annually.

Ohio Revised Code limits the District's obligation for this liability to annually required payments. The District cannot control benefit terms or the manner in which pensions/OPEB are financed; however, the District does receive the benefit of employees' services in exchange for compensation including pension and OPEB.

GASB 68/75 assumes the liability is solely the obligation of the employer, because (1) they benefit from employee services; and (2) State statute requires funding to come from these employers. All pension contributions to date have come solely from these employers (which also includes pension costs paid in the form of withholdings from employees). The retirement systems may allocate a portion of the employer contributions to provide for these OPEB benefits. In addition, health care plan enrollees pay a portion of the health care costs in the form of a monthly premium. State statute requires the retirement systems to amortize unfunded pension liabilities within 30 years. If the pension amortization period exceeds 30 years, each retirement system's board must propose corrective action to the State legislature. Any resulting legislative change to benefits or funding could significantly affect the net pension/OPEB liability (asset). Resulting adjustments to the net pension/OPEB liability (asset) would be effective when the changes are legally enforceable. The Ohio revised Code permits, but does not require the retirement systems to provide healthcare to eligible benefit recipients.

The remainder of this note includes the required pension disclosures. See Note 15 for the required OPEB disclosures.

The proportionate share of each plan's unfunded benefits is presented as a long-term *net pension/OPEB liability (asset)* on the accrual basis of accounting. Any liability for the contractually-required pension contribution outstanding at the end of the year is included in pension and postemployment benefits payable on both the accrual and modified accrual bases of accounting.

***Plan Description - School Employees Retirement System (SERS)***

Plan Description - The District non-teaching employees participate in SERS, a cost-sharing multiple-employer defined benefit pension plan administered by SERS. SERS provides retirement, disability and survivor benefits, annual cost-of-living adjustments, and death benefits to plan members and beneficiaries. Authority to establish and amend benefits is provided by Ohio Revised Code Chapter 3309. SERS issues a publicly available, stand-alone financial report that includes financial statements, required supplementary information and detailed information about SERS' fiduciary net position. That report can be obtained by visiting the SERS website at [www.ohsers.org](http://www.ohsers.org) under Employers/Audit Resources.

Age and service requirements for retirement are as follows:

	Eligible to Retire on or before August 1, 2017 *	Eligible to Retire after August 1, 2017
Full benefits	Age 65 with 5 years of services credit; or Any age with 30 years of service credit	Age 67 with 10 years of service credit; or Age 57 with 30 years of service credit
Actuarially reduced benefits	Age 60 with 5 years of service credit; or Age 55 with 25 years of service credit	Age 62 with 10 years of service credit; or Age 60 with 25 years of service credit

\* Members with 25 years of service credit as of August 1, 2017 will be included in this plan.

**CHIPPEWA LOCAL SCHOOL DISTRICT  
WAYNE COUNTY, OHIO**

NOTES TO THE BASIC FINANCIAL STATEMENTS  
FOR THE FISCAL YEAR ENDED JUNE 30, 2021  
(SEE ACCOUNTANT'S COMPILATION REPORT)

**NOTE 15 - DEFINED BENEFIT PENSION PLANS - (Continued)**

Annual retirement benefits are calculated based on final average salary multiplied by a percentage that varies based on years of service; 2.2% for the first thirty years of service and 2.5% for years of service credit over 30. Final average salary is the average of the highest three years of salary.

Effective January 1, 2018, SERS cost-of-living adjustment (COLA) changed from a fixed 3% annual increase to one based on the Consumer Price Index (CPI-W) with a cap of 2.5% and a floor of 0%. SERS also has the authority to award or suspend the COLA, or to adjust the COLA above or below CPI-W. SERS suspended the COLA increases for 2018, 2019 and 2020 for current retirees, and confirmed their intent to implement a four-year waiting period for the start of a COLA for future retirees. For 2021, the COLA was 0.5%.

Funding Policy - Plan members are required to contribute 10% of their annual covered salary and the District is required to contribute 14% of annual covered payroll. The contribution requirements of plan members and employers are established and may be amended by the SERS' Retirement Board up to statutory maximum amounts of 10% for plan members and 14% for employers. The Retirement Board, acting with the advice of the actuary, allocates the employer contribution rate among four of the System's funds (Pension Trust Fund, Death Benefit Fund, Medicare B Fund, and Health Care Fund). For the fiscal year ended June 30, 2021, the allocation to pension, death benefits, and Medicare B was 14.0%.

The District's contractually required contribution to SERS was \$266,116 for fiscal year 2021. Of this amount, \$42,110 is reported as pension and postemployment benefits payable.

***Plan Description - State Teachers Retirement System (STRS)***

Plan Description - Licensed teachers participate in STRS, a cost-sharing multiple-employer public employee retirement system administered by STRS. STRS provides retirement and disability benefits to members and death and survivor benefits to beneficiaries. STRS issues a stand-alone financial report that includes financial statements, required supplementary information and detailed information about STRS' fiduciary net position. That report can be obtained by writing to STRS, 275 E. Broad St., Columbus, OH 43215-3771, by calling (888) 227-7877, or by visiting the STRS website at [www.strsoh.org](http://www.strsoh.org).

New members have a choice of three retirement plans: a Defined Benefit (DB) Plan, a Defined Contribution (DC) Plan and a Combined (CO) Plan. Benefits are established by Ohio Revised Code Chapter 3307. The DB Plan offers an annual retirement allowance based on final average salary multiplied by a percentage that varies based on years of service. Effective August 1, 2015, the calculation will be 2.2% of final average salary for the five highest years of earnings multiplied by all years of service. Effective July 1, 2017, the cost-of-living adjustment was reduced to zero. Members are eligible to retire at age 60 with five years of qualifying service credit, or age 55 with 28 years of service, or 33 years of service regardless of age. Eligibility changes will be phased in until August 1, 2026, when retirement eligibility for unreduced benefits will be five years of service credit and age 65, or 35 years of service credit and at least age 60.

The DC Plan allows members to place all of their member contributions and 9.53% of the 14% employer contributions into an investment account. Investment allocation decisions are determined by the member. The remaining 4.47% of the 14% employer rate is allocated to the defined benefit unfunded liability. A member is eligible to receive a retirement benefit at age 50 and termination of employment. The member may elect to receive a lifetime monthly annuity or a lump sum withdrawal.

**CHIPPEWA LOCAL SCHOOL DISTRICT  
WAYNE COUNTY, OHIO**

NOTES TO THE BASIC FINANCIAL STATEMENTS  
FOR THE FISCAL YEAR ENDED JUNE 30, 2021  
(SEE ACCOUNTANT'S COMPILATION REPORT)

**NOTE 15 - DEFINED BENEFIT PENSION PLANS - (Continued)**

The Combined Plan offers features of both the DB Plan and the DC Plan. In the Combined Plan, 12% of the 14% member rate goes to the DC Plan and the remaining 2% is applied to the DB Plan. Member contributions to the DC Plan are allocated among investment choices by the member, and contributions to the DB Plan from the employer and the member are used to fund the defined benefit payment at a reduced level from the regular DB Plan. The defined benefit portion of the Combined Plan payment is payable to a member on or after age 60 with five years of service. The defined contribution portion of the account may be taken as a lump sum payment or converted to a lifetime monthly annuity after termination of employment at age 50 and after termination of employment.

New members who choose the DC Plan or Combined Plan will have another opportunity to reselect a permanent plan during their fifth year of membership. Members may remain in the same plan or transfer to another STRS plan. The optional annuitization of a member's defined contribution account or the defined contribution portion of a member's Combined Plan account to a lifetime benefit results in STRS bearing the risk of investment gain or loss on the account. STRS has therefore included all three plan options as one defined benefit plan for GASB 68 reporting purposes.

A DB or Combined Plan member with five or more years of credited service who is determined to be disabled may qualify for a disability benefit. Eligible survivors of members who die before service retirement may qualify for monthly benefits. New members on or after July 1, 2013, must have at least ten years of qualifying service credit to apply for disability benefits. Members in the DC Plan who become disabled are entitled only to their account balance. If a member of the DC Plan dies before retirement benefits begin, the member's designated beneficiary is entitled to receive the member's account balance.

Funding Policy - Employer and member contribution rates are established by the State Teachers Retirement Board and limited by Chapter 3307 of the Ohio Revised Code. For fiscal year 2021, plan members were required to contribute 14% of their annual covered salary. The District was required to contribute 14%; the entire 14% was the portion used to fund pension obligations. The fiscal year 2021 contribution rates were equal to the statutory maximum rates.

The District's contractually required contribution to STRS was \$891,230 for fiscal year 2021. Of this amount, \$166,692 is reported as pension and postemployment benefits payable.

***Pension Liabilities, Pension Expense, and Deferred Outflows of Resources and Deferred Inflows of Resources Related to Pensions***

The net pension liability was measured as of June 30, 2020, and the total pension liability used to calculate the net pension liability was determined by an actuarial valuation as of that date. The District's proportion of the net pension liability was based on the District's share of contributions to the pension plan relative to the projected contributions of all participating entities.

Following is information related to the proportionate share and pension expense:

	<u>SERS</u>	<u>STRS</u>	<u>Total</u>
Proportion of the net pension liability prior measurement date	0.05079960%	0.04919739%	
Proportion of the net pension liability current measurement date	<u>0.05079310%</u>	<u>0.05030317%</u>	
Change in proportionate share	<u>-0.00000650%</u>	<u>0.00110578%</u>	
Proportionate share of the net pension liability	\$ 3,359,563	\$ 12,171,577	\$ 15,531,140
Pension expense	\$ 362,861	\$ 1,384,091	\$ 1,746,952

**CHIPPEWA LOCAL SCHOOL DISTRICT  
WAYNE COUNTY, OHIO**

NOTES TO THE BASIC FINANCIAL STATEMENTS  
FOR THE FISCAL YEAR ENDED JUNE 30, 2021  
(SEE ACCOUNTANT'S COMPILATION REPORT)

**NOTE 15 - DEFINED BENEFIT PENSION PLANS - (Continued)**

At June 30, 2021, the District reported deferred outflows of resources and deferred inflows of resources related to pensions from the following sources:

	<u>SERS</u>	<u>STRS</u>	<u>Total</u>
<b>Deferred outflows of resources</b>			
Differences between expected and actual experience	\$ 6,526	\$ 27,314	\$ 33,840
Net difference between projected and actual earnings on pension plan investments	213,266	591,910	805,176
Changes of assumptions	-	653,377	653,377
Difference between employer contributions and proportionate share of contributions/ change in proportionate share	10,150	161,908	172,058
Contributions subsequent to the measurement date	<u>266,116</u>	<u>891,230</u>	<u>1,157,346</u>
Total deferred outflows of resources	<u>\$ 496,058</u>	<u>\$ 2,325,739</u>	<u>\$ 2,821,797</u>
	<u>SERS</u>	<u>STRS</u>	<u>Total</u>
<b>Deferred inflows of resources</b>			
Differences between expected and actual experience	\$ -	\$ 77,831	\$ 77,831
Difference between employer contributions and proportionate share of contributions/ change in proportionate share	<u>39,311</u>	<u>285,524</u>	<u>324,835</u>
Total deferred inflows of resources	<u>\$ 39,311</u>	<u>\$ 363,355</u>	<u>\$ 402,666</u>

\$1,157,346 reported as deferred outflows of resources related to pension resulting from District contributions subsequent to the measurement date will be recognized as a reduction of the net pension liability in the fiscal year ending June 30, 2022.

Other amounts reported as deferred outflows of resources and deferred inflows of resources related to pension will be recognized in pension expense as follows:

	<u>SERS</u>	<u>STRS</u>	<u>Total</u>
Fiscal Year Ending June 30:			
2022	\$ (33,153)	\$ 270,890	\$ 237,737
2023	68,121	146,704	214,825
2024	88,892	344,285	433,177
2025	<u>66,771</u>	<u>309,275</u>	<u>376,046</u>
Total	<u>\$ 190,631</u>	<u>\$ 1,071,154</u>	<u>\$ 1,261,785</u>

**CHIPPEWA LOCAL SCHOOL DISTRICT  
WAYNE COUNTY, OHIO**

NOTES TO THE BASIC FINANCIAL STATEMENTS  
FOR THE FISCAL YEAR ENDED JUNE 30, 2021  
(SEE ACCOUNTANT'S COMPILATION REPORT)

**NOTE 15 - DEFINED BENEFIT PENSION PLANS - (Continued)**

***Actuarial Assumptions - SERS***

SERS' total pension liability was determined by their actuaries in accordance with GASB Statement No. 67, as part of their annual actuarial valuation for each defined benefit retirement plan. Actuarial valuations of an ongoing plan involve estimates of the value of reported amounts (e.g., salaries, credited service) and assumptions about the probability of occurrence of events far into the future (e.g., mortality, disabilities, retirements, employment termination). Actuarially determined amounts are subject to continual review and potential modifications, as actual results are compared with past expectations and new estimates are made about the future.

Projections of benefits for financial reporting purposes are based on the substantive plan (the plan as understood by the employers and plan members) and include the types of benefits provided at the time of each valuation and the historical pattern of sharing benefit costs between the employers and plan members to that point. The projection of benefits for financial reporting purposes does not explicitly incorporate the potential effects of legal or contractual funding limitations.

Actuarial calculations reflect a long-term perspective. For a newly hired employee, actuarial calculations will take into account the employee's entire career with the employer and also take into consideration the benefits, if any, paid to the employee after termination of employment until the death of the employee and any applicable contingent annuitant. In many cases actuarial calculations reflect several decades of service with the employer and the payment of benefits after termination.

Key methods and assumptions used in calculating the total pension liability in the latest actuarial valuation, prepared as of June 30, 2020, are presented below:

Wage inflation	3.00%
Future salary increases, including inflation	3.50% to 18.20%
COLA or ad hoc COLA	2.50%
Investment rate of return	7.50% net of investment expense, including inflation
Actuarial cost method	Entry age normal (level percent of payroll)

For 2020, the mortality rates were based on the RP-2014 Blue Collar Mortality Table with fully generational projection and a five-year age set-back for both males and females. Mortality among service retired members, and beneficiaries were based upon the RP-2014 Blue Collar Mortality Table with fully generational projection with Scale BB, 120% of male rates, and 110% of female rates. Mortality among disabled members was based upon the RP-2000 Disabled Mortality Table, 90% for male rates and 100% for female rates, set back five years is used for the period after disability retirement.

The most recent experience study was completed for the five year period ended June 30, 2015.

The long-term return expectation for the Pension Plan Investments has been determined using a building-block approach and assumes a time horizon, as defined in SERS' *Statement of Investment Policy*. A forecasted rate of inflation serves as the baseline for the return expectation. Various real return premiums over the baseline inflation rate have been established for each asset class. The long-term expected nominal rate of return has been determined by calculating a weighted average of the expected real return premiums for each asset class, adding the projected inflation rate, and adding the expected return from rebalancing uncorrelated asset classes.



**CHIPPEWA LOCAL SCHOOL DISTRICT  
WAYNE COUNTY, OHIO**

NOTES TO THE BASIC FINANCIAL STATEMENTS  
FOR THE FISCAL YEAR ENDED JUNE 30, 2021  
(SEE ACCOUNTANT'S COMPILATION REPORT)

**NOTE 15 - DEFINED BENEFIT PENSION PLANS - (Continued)**

The target allocation and best estimates of arithmetic real rates of return for each major asset class are summarized in the following table:

Asset Class	Target Allocation	Long-Term Expected Real Rate of Return
Cash	2.00 %	1.85 %
US Equity	22.50	5.75
International Equity	22.50	6.50
Fixed Income	19.00	2.85
Private Equity	12.00	7.60
Real Assets	17.00	6.60
Multi-Asset Strategies	5.00	6.65
Total	<u>100.00 %</u>	

**Discount Rate** - The total pension liability was calculated using the discount rate of 7.50%. The projection of cash flows used to determine the discount rate assumed the contributions from employers and from the members would be computed based on contribution requirements as stipulated by State statute. Projected inflows from investment earnings were calculated using the long-term assumed investment rate of return (7.50%). Based on those assumptions, the plan's fiduciary net position was projected to be available to make all future benefit payments of current plan members. Therefore, the long-term expected rate of return on pension plan investments was applied to all periods of projected benefits to determine the total pension liability.

**Sensitivity of the District's Proportionate Share of the Net Pension Liability to Changes in the Discount Rate** - Net pension liability is sensitive to changes in the discount rate, and to illustrate the potential impact the following table presents the net pension liability calculated using the discount rate of 7.50%, as well as what each plan's net pension liability would be if it were calculated using a discount rate that is one percentage point lower (6.50%), or one percentage point higher (8.50%) than the current rate.

	1% Decrease	Current Discount Rate	1% Increase
District's proportionate share of the net pension liability	\$ 4,602,191	\$ 3,359,563	\$ 2,316,974

**Actuarial Assumptions - STRS**

Key methods and assumptions used in the latest actuarial valuation, reflecting experience study results used in the July 1, 2020, actuarial valuation are presented below:

	July 1, 2020
Inflation	2.50%
Projected salary increases	12.50% at age 20 to 2.50% at age 65
Investment rate of return	7.45%, net of investment expenses, including inflation
Payroll increases	3.00%
Cost-of-living adjustments (COLA)	0.00%

**CHIPPEWA LOCAL SCHOOL DISTRICT  
WAYNE COUNTY, OHIO**

NOTES TO THE BASIC FINANCIAL STATEMENTS  
FOR THE FISCAL YEAR ENDED JUNE 30, 2021  
(SEE ACCOUNTANT'S COMPILATION REPORT)

**NOTE 15 - DEFINED BENEFIT PENSION PLANS - (Continued)**

For the July 1, 2020, actuarial valuation, post-retirement mortality rates for healthy retirees are based on the RP-2014 Annuitant Mortality Table with 50% of rates through age 69, 70% of rates between ages 70 and 79, 90% of rates between ages 80 and 84, and 100% of rates thereafter, projected forward generationally using mortality improvement scale MP-2016. Post-retirement disabled mortality rates are based on the RP-2014 Disabled Mortality Table with 90% of rates for males and 100% of rates for females, projected forward generationally using mortality improvement scale MP-2016. Pre-retirement mortality rates are based on RP-2014 Employee Mortality Table, projected forward generationally using mortality improvement scale MP-2016.

Actuarial assumptions used in the July 1, 2020 valuation are based on the results of an actuarial experience study for the period July 1, 2011 through June 30, 2016.

STRS Ohio's investment consultant develops an estimate range for the investment return assumption based on the target allocation adopted by the Retirement Board. The target allocation and long-term expected rate of return for each major asset class are summarized as follows:

<u>Asset Class</u>	<u>Target Allocation</u>	<u>Long-Term Expected Real Rate of Return *</u>
Domestic Equity	28.00 %	7.35 %
International Equity	23.00	7.55
Alternatives	17.00	7.09
Fixed Income	21.00	3.00
Real Estate	10.00	6.00
Liquidity Reserves	1.00	2.25
Total	<u>100.00 %</u>	

\*\*10-Year geometric nominal returns, which include the real rate of return and inflation of 2.25% and does not include investment expenses. Over a 30-year period, STRS' investment consultant indicates that the above target allocations should generate a return above the actuarial rate of return, without net value added by management.

**Discount Rate** - The discount rate used to measure the total pension liability was 7.45% as of June 30, 2020. The projection of cash flows used to determine the discount rate assumes member and employer contributions will be made at the statutory contribution rates in accordance with rate increases described above. For this purpose, only employer contributions that are intended to fund benefits of current plan members and their beneficiaries are included. Projected employer contributions that are intended to fund the service costs of future plan members and their beneficiaries, as well as projected contributions from future plan members, are not included. Based on those assumptions, STRS' fiduciary net position was projected to be available to make all projected future benefit payments to current plan members as of June 30, 2020. Therefore, the long-term expected rate of return on pension plan investments of 7.45% was applied to all periods of projected benefit payment to determine the total pension liability as of June 30, 2020.

**Sensitivity of the District's Proportionate Share of the Net Pension Liability to Changes in the Discount Rate** - The following table presents the District's proportionate share of the net pension liability calculated using the current period discount rate assumption of 7.45%, as well as what the District's proportionate share of the net pension liability would be if it were calculated using a discount rate that is one-percentage-point lower (6.45%) or one-percentage-point higher (8.45%) than the current rate:

	<u>1% Decrease</u>	<u>Current Discount Rate</u>	<u>1% Increase</u>
District's proportionate share of the net pension liability	\$ 17,330,207	\$ 12,171,577	\$ 7,800,068

**CHIPPEWA LOCAL SCHOOL DISTRICT  
WAYNE COUNTY, OHIO**

NOTES TO THE BASIC FINANCIAL STATEMENTS  
FOR THE FISCAL YEAR ENDED JUNE 30, 2021  
(SEE ACCOUNTANT'S COMPILATION REPORT)

**NOTE 15 - DEFINED BENEFIT OPEB PLANS**

***Net OPEB Liability/Asset***

See Note 14 for a description of the net OPEB liability (asset).

***Plan Description - School Employees Retirement System (SERS)***

Health Care Plan Description - The District contributes to the SERS Health Care Fund, administered by SERS for non-certificated retirees and their beneficiaries. For GASB 75 purposes, this plan is considered a cost-sharing other postemployment benefit (OPEB) plan. SERS' Health Care Plan provides healthcare benefits to eligible individuals receiving retirement, disability, and survivor benefits, and to their eligible dependents. Members who retire after June 1, 1986, need 10 years of service credit, exclusive of most types of purchased credit, to qualify to participate in SERS' health care coverage. In addition to age and service retirees, disability benefit recipients and beneficiaries who are receiving monthly benefits due to the death of a member or retiree, are eligible for SERS' health care coverage. Most retirees and dependents choosing SERS' health care coverage are over the age of 65 and therefore enrolled in a fully insured Medicare Advantage plan; however, SERS maintains a traditional, self-insured preferred provider organization for its non-Medicare retiree population. For both groups, SERS offers a self-insured prescription drug program. Health care is a benefit that is permitted, not mandated, by statute. The financial report of the Plan is included in the SERS Comprehensive Annual Financial Report which can be obtained on SERS' website at [www.ohsers.org](http://www.ohsers.org) under Employers/Audit Resources.

Access to health care for retirees and beneficiaries is permitted in accordance with Section 3309 of the Ohio Revised Code. The Health Care Fund was established and is administered in accordance with Internal Revenue Code Section 105(e). SERS' Retirement Board reserves the right to change or discontinue any health plan or program. Active employee members do not contribute to the Health Care Plan. The SERS Retirement Board established the rules for the premiums paid by the retirees for health care coverage for themselves and their dependents or for their surviving beneficiaries. Premiums vary depending on the plan selected, qualified years of service, Medicare eligibility, and retirement status.

Funding Policy - State statute permits SERS to fund the health care benefits through employer contributions. Each year, after the allocation for statutorily required pensions and benefits, the Retirement Board may allocate the remainder of the employer contribution of 14% of covered payroll to the Health Care Fund in accordance with the funding policy. For the fiscal year ended June 30, 2021, SERS did not allocate any employer contributions to post-employment health care. An additional health care surcharge on employers is collected for employees earning less than an actuarially determined minimum compensation amount, pro-rated if less than a full year of service credit was earned. For fiscal year 2021, this amount was \$23,000. Statutes provide that no employer shall pay a health care surcharge greater than 2% of that employer's SERS-covered payroll; nor may SERS collect in aggregate more than 1.5% of the total statewide SERS-covered payroll for the health care surcharge. For fiscal year 2021, the District's surcharge obligation was \$34,995.

The surcharge added to the allocated portion of the 14% employer contribution rate is the total amount assigned to the Health Care Fund. The District's contractually required contribution to SERS was \$34,995 for fiscal year 2021. Of this amount, \$34,995 is reported as pension and postemployment benefits payable.

***Plan Description - State Teachers Retirement System (STRS)***

Plan Description – The State Teachers Retirement System of Ohio (STRS) administers a cost-sharing Health Plan administered for eligible retirees who participated in the defined benefit or combined pension plans offered by STRS. Ohio law authorizes STRS to offer this plan. Benefits include hospitalization, physicians' fees, prescription drugs and partial reimbursement of monthly Medicare Part B premiums. Medicare Part B premium reimbursements will be discontinued effective January 1, 2021. The Plan is included in the report of STRS which can be obtained by visiting [www.strsoh.org](http://www.strsoh.org) or by calling (888) 227-7877.

**CHIPPEWA LOCAL SCHOOL DISTRICT  
WAYNE COUNTY, OHIO**

NOTES TO THE BASIC FINANCIAL STATEMENTS  
FOR THE FISCAL YEAR ENDED JUNE 30, 2021  
(SEE ACCOUNTANT'S COMPILATION REPORT)

**NOTE 15 - DEFINED BENEFIT OPEB PLANS - (Continued)**

Funding Policy – Ohio Revised Code Chapter 3307 authorizes STRS to offer the Plan and gives the Retirement Board discretionary authority over how much, if any, of the health care costs will be absorbed by STRS. Active employee members do not contribute to the Health Care Plan. Nearly all health care plan enrollees, for the most recent year, pay a portion of the health care costs in the form of a monthly premium. Under Ohio law, funding for post-employment health care may be deducted from employer contributions, currently 14% of covered payroll. For the fiscal year ended June 30, 2021, STRS did not allocate any employer contributions to post-employment health care.

***OPEB Liabilities/Assets, OPEB Expense, and Deferred Outflows of Resources and Deferred Inflows of Resources Related to OPEB***

The net OPEB liability/asset was measured as of June 30, 2020, and the total OPEB liability/asset used to calculate the net OPEB liability/asset was determined by an actuarial valuation as of that date. The District's proportion of the net OPEB liability/asset was based on the District's share of contributions to the respective retirement systems relative to the contributions of all participating entities.

Following is information related to the proportionate share and OPEB expense:

	<u>SERS</u>	<u>STRS</u>	<u>Total</u>
Proportion of the net OPEB liability/asset prior measurement date	0.05211750%	0.04919739%	
Proportion of the net OPEB liability/asset current measurement date	<u>0.05274350%</u>	<u>0.05030317%</u>	
Change in proportionate share	<u>0.00062600%</u>	<u>0.00110578%</u>	
Proportionate share of the net OPEB liability	\$ 1,146,289	\$ -	\$ 1,146,289
Proportionate share of the net OPEB asset	\$ -	\$ (884,078)	\$ (884,078)
OPEB expense	\$ 8,984	\$ (71,902)	\$ (62,918)

At June 30, 2021, the District reported deferred outflows of resources and deferred inflows of resources related to OPEB from the following sources:

	<u>SERS</u>	<u>STRS</u>	<u>Total</u>
<b>Deferred outflows of resources</b>			
Differences between expected and actual experience	\$ 15,055	\$ 56,647	\$ 71,702
Net difference between projected and actual earnings on OPEB plan investments	12,914	30,984	43,898
Changes of assumptions	195,403	14,593	209,996
Difference between employer contributions and proportionate share of contributions/ change in proportionate share	31,543	1,545	33,088
Contributions subsequent to the measurement date	<u>34,995</u>	<u>-</u>	<u>34,995</u>
Total deferred outflows of resources	<u>\$ 289,910</u>	<u>\$ 103,769</u>	<u>\$ 393,679</u>

**CHIPPEWA LOCAL SCHOOL DISTRICT  
WAYNE COUNTY, OHIO**

NOTES TO THE BASIC FINANCIAL STATEMENTS  
FOR THE FISCAL YEAR ENDED JUNE 30, 2021  
(SEE ACCOUNTANT'S COMPILATION REPORT)

**NOTE 15 - DEFINED BENEFIT OPEB PLANS - (Continued)**

	<u>SERS</u>	<u>STRS</u>	<u>Total</u>
<b>Deferred inflows of resources</b>			
Differences between expected and actual experience	\$ 582,967	\$ 176,097	\$ 759,064
Changes of assumptions	28,872	839,724	868,596
Difference between employer contributions and proportionate share of contributions/ change in proportionate share	<u>64,065</u>	<u>68,648</u>	<u>132,713</u>
Total deferred inflows of resources	<u>\$ 675,904</u>	<u>\$ 1,084,469</u>	<u>\$ 1,760,373</u>

\$34,995 reported as deferred outflows of resources related to OPEB resulting from District contributions subsequent to the measurement date will be recognized as a reduction of the net OPEB liability/asset in the fiscal year ending June 30, 2022.

Other amounts reported as deferred outflows of resources and deferred inflows of resources related to OPEB will be recognized in OPEB expense as follows:

	<u>SERS</u>	<u>STRS</u>	<u>Total</u>
Fiscal Year Ending June 30:			
2022	\$ (84,225)	\$ (247,627)	\$ (331,852)
2023	(83,293)	(226,655)	(309,948)
2024	(83,443)	(219,298)	(302,741)
2025	(86,160)	(203,972)	(290,132)
2026	(63,878)	(40,684)	(104,562)
Thereafter	<u>(19,990)</u>	<u>(42,464)</u>	<u>(62,454)</u>
Total	<u>\$ (420,989)</u>	<u>\$ (980,700)</u>	<u>\$ (1,401,689)</u>

**Actuarial Assumptions - SERS**

The total OPEB liability is determined by SERS' actuaries in accordance with GASB Statement No. 74, as part of their annual actuarial valuation for each retirement plan. Actuarial valuations of an ongoing plan involve estimates of the value of reported amounts (e.g., salaries, credited service) and assumptions about the probability of occurrence of events far into the future (e.g., mortality, disabilities, retirements, employment terminations). Actuarially determined amounts are subject to continual review and potential modifications, as actual results are compared with past expectations and new estimates are made about the future.

Projections of benefits for financial reporting purposes are based on the substantive plan (the plan as understood by the employers and plan members) and include the types of benefits provided at the time of each valuation and the historical pattern of sharing benefit costs between the employers and plan members to that point. The projection of benefits for financial reporting purposes does not explicitly incorporate the potential effects of legal or contractual funding limitations.

Actuarial calculations reflect a long-term perspective. For a newly hired employee, actuarial calculations will take into account the employee's entire career with the employer and also take into consideration the benefits, if any, paid to the employee after termination of employment until the death of the employee and any applicable contingent annuitant. In many cases, actuarial calculations reflect several decades of service with the employer and the payment of benefits after termination.

**CHIPPEWA LOCAL SCHOOL DISTRICT  
WAYNE COUNTY, OHIO**

NOTES TO THE BASIC FINANCIAL STATEMENTS  
FOR THE FISCAL YEAR ENDED JUNE 30, 2021  
(SEE ACCOUNTANT'S COMPILATION REPORT)

**NOTE 15 - DEFINED BENEFIT OPEB PLANS - (Continued)**

Key methods and assumptions used in calculating the total OPEB liability in the latest actuarial valuation date of June 30, 2020 are presented below:

Wage inflation	3.00%
Future salary increases, including inflation	3.50% to 18.20%
Investment rate of return	7.50% net of investment expense, including inflation
Municipal bond index rate:	
Measurement date	2.45%
Prior measurement date	3.13%
Single equivalent interest rate, net of plan investment expense, including price inflation:	
Measurement date	2.63%
Prior measurement date	3.22%
Medical trend assumption:	
Measurement date	
Medicare	5.25 to 4.75%
Pre-Medicare	7.00 to 4.75%
Prior measurement date	
Medicare	5.25 to 4.75%
Pre-Medicare	7.00 to 4.75%

Mortality rates were based on the RP-2014 Blue Collar Mortality Table with fully generational projection and Scale BB, 120% of male rates and 110% of female rates. RP-2000 Disabled Mortality Table with 90% for male rates and 100% for female rates set back five years.

The most recent experience study was completed for the five year period ended June 30, 2015.

The long-term expected rate of return on plan assets is reviewed as part of the actuarial five-year experience study. The most recent study covers fiscal years 2010 through 2015, and was adopted by the Board on April 21, 2016. Several factors are considered in evaluating the long-term rate of return assumption including long-term historical data, estimates inherent in current market data, and a log-normal distribution analysis in which best-estimate ranges of expected future real rates of return were developed by the investment consultant for each major asset class. These ranges were combined to produce the long-term expected rate of return, 7.50%, by weighting the expected future real rates of return by the target asset allocation percentage and then adding expected inflation. The capital market assumptions developed by the investment consultant are intended for use over a 10-year horizon and may not be useful in setting the long-term rate of return for funding pension plans which covers a longer timeframe. The assumption is intended to be a long-term assumption and is not expected to change absent a significant change in the asset allocation, a change in the inflation assumption, or a fundamental change in the market that alters expected returns in future years.

**CHIPPEWA LOCAL SCHOOL DISTRICT  
WAYNE COUNTY, OHIO**

NOTES TO THE BASIC FINANCIAL STATEMENTS  
FOR THE FISCAL YEAR ENDED JUNE 30, 2021  
(SEE ACCOUNTANT'S COMPILATION REPORT)

**NOTE 15 - DEFINED BENEFIT OPEB PLANS - (Continued)**

The target asset allocation and best estimates of arithmetic real rates of return for each major asset class, as used in the June 30, 2015 five-year experience study, are summarized as follows:

Asset Class	Target Allocation	Long-Term Expected Real Rate of Return
Cash	2.00 %	1.85 %
US Equity	22.50	5.75
International Equity	22.50	6.50
Fixed Income	19.00	2.85
Private Equity	12.00	7.60
Real Assets	17.00	6.60
Multi-Asset Strategies	5.00	6.65
Total	<u>100.00 %</u>	

**Discount Rate** - The discount rate used to measure the total OPEB liability at June 30, 2020 was 2.63%. The discount rate used to measure total OPEB liability prior to June 30, 2019 was 3.22%. The projection of cash flows used to determine the discount rate assumed that contributions will be made from members and the System at the state statute contribution rate of 2.00% of projected covered employee payroll each year, which includes a 1.50% payroll surcharge and 0.50% of contributions from the basic benefits plan. Based on these assumptions, the OPEB plan's fiduciary net position was projected to become insufficient to make future benefit payments during the fiscal year ending June 30, 2025. Therefore, the long-term expected rate of return on OPEB plan assets was used to present value the projected benefit payments through the fiscal year ending June 30, 2024 and the Fidelity General Obligation 20-year Municipal Bond Index rate of 2.45%, as of June 30, 2020 (i.e. municipal bond rate), was used to present value the projected benefit payments for the remaining years in the projection. A municipal bond rate of 3.13% was used as of June 30, 2019. The total present value of projected benefit payments from all years was then used to determine the single rate of return that was used as the discount rate. The projection of future benefit payments for all current plan members was until the benefit payments ran out.

**Sensitivity of the District's Proportionate Share of the Net OPEB Liability to Changes in the Discount Rate and Changes in the Health Care Cost Trend Rates** - The net OPEB liability is sensitive to changes in the discount rate and the health care cost trend rate. The following table presents the net OPEB liability of SERS, what SERS' net OPEB liability would be if it were calculated using a discount rate that is 1 percentage point lower (1.63%) and higher (3.63%) than the current discount rate (2.63%). Also shown is what SERS' net OPEB liability would be based on health care cost trend rates that are 1 percentage point lower (6.00% decreasing to 3.75%) and higher (8.00% decreasing to 5.75%) than the current rate (7.00% decreasing to 4.75%).

	1% Decrease	Current Discount Rate	1% Increase
	District's proportionate share of the net OPEB liability	\$ 1,403,029	\$ 1,146,289

	1% Decrease	Current Trend Rate	1% Increase
	District's proportionate share of the net OPEB liability	\$ 902,615	\$ 1,146,289

**CHIPPEWA LOCAL SCHOOL DISTRICT  
WAYNE COUNTY, OHIO**

NOTES TO THE BASIC FINANCIAL STATEMENTS  
FOR THE FISCAL YEAR ENDED JUNE 30, 2021  
(SEE ACCOUNTANT'S COMPILATION REPORT)

**NOTE 15 - DEFINED BENEFIT OPEB PLANS - (Continued)**

***Actuarial Assumptions - STRS***

Key methods and assumptions used in the latest actuarial valuation, reflecting experience study results used in the July 1, 2020, actuarial valuation, compared with July 1, 2019, are presented below:

	July 1, 2020		July 1, 2019	
	Initial	Ultimate	Initial	Ultimate
Inflation	2.50%		2.50%	
Projected salary increases	12.50% at age 20 to 2.50% at age 65		12.50% at age 20 to 2.50% at age 65	
Investment rate of return	7.45%, net of investment expenses, including inflation		7.45%, net of investment expenses, including inflation	
Payroll increases	3.00%		3.00%	
Cost-of-living adjustments (COLA)	0.00%		0.00%	
Discount rate of return	7.45%		7.45%	
Blended discount rate of return	N/A		N/A	
Health care cost trends				
Medical				
Pre-Medicare	5.00%	4.00%	5.87%	4.00%
Medicare	-6.69%	4.00%	4.93%	4.00%
Prescription Drug				
Pre-Medicare	6.50%	4.00%	7.73%	4.00%
Medicare	11.87%	4.00%	9.62%	4.00%

Projections of benefits include the historical pattern of sharing benefit costs between the employers and retired plan members.

For healthy retirees the mortality rates are based on the RP-2014 Annuitant Mortality Table with 50% of rates through age 69, 70% of rates between ages 70 and 79, 90% of rates between ages 80 and 84, and 100% of rates thereafter, projected forward generationally using mortality improvement scale MP-2016. For disabled retirees, mortality rates are based on the RP-2014 Disabled Mortality Table with 90% of rates for males and 100% of rates for females, projected forward generationally using mortality improvement scale MP-2016.

Actuarial assumptions used in the June 30, 2020 valuation are based on the results of an actuarial experience study for the period July 1, 2011 through June 30, 2016.

***Assumption Changes Since the Prior Measurement Date*** - There were no changes in assumptions since the prior measurement date of June 30, 2019.

***Benefit Term Changes Since the Prior Measurement Date*** - There was no change to the claims costs process. Claim curves were updated to reflect the projected fiscal year end 2021 premium based on June 30, 2020 enrollment distribution. The non-Medicare subsidy percentage was increased effective January 1, 2021 from 1.984% to 2.055% per year of service. The non-Medicare frozen subsidy base premium was increased effective January 1, 2021. The Medicare subsidy percentages were adjusted effective January 1, 2021 to 2.1% for the AMA Medicare plan. The Medicare Part B monthly reimbursement elimination date was postponed indefinitely.



**CHIPPEWA LOCAL SCHOOL DISTRICT  
WAYNE COUNTY, OHIO**

NOTES TO THE BASIC FINANCIAL STATEMENTS  
FOR THE FISCAL YEAR ENDED JUNE 30, 2021  
(SEE ACCOUNTANT'S COMPILATION REPORT)

**NOTE 15 - DEFINED BENEFIT OPEB PLANS - (Continued)**

STRS' investment consultant develops an estimate range for the investment return assumption based on the target allocation adopted by the Retirement Board. The target allocation and long-term expected rate of return for each major asset class are summarized as follows:

Asset Class	Target Allocation	Long-Term Expected Real Rate of Return *
Domestic Equity	28.00 %	7.35 %
International Equity	23.00	7.55
Alternatives	17.00	7.09
Fixed Income	21.00	3.00
Real Estate	10.00	6.00
Liquidity Reserves	1.00	2.25
Total	<u>100.00 %</u>	

\*\*10-Year geometric nominal returns, which include the real rate of return and inflation of 2.25% and does not include investment expenses. Over a 30-year period, STRS' investment consultant indicates that the above target allocations should generate a return above the actuarial rate of return, without net value added by management.

**Discount Rate** - The discount rate used to measure the total OPEB asset was 7.45% as of June 30, 2020. The projection of cash flows used to determine the discount rate assumes STRS Ohio continues to allocate no employer contributions to the health care fund. Based on these assumptions, the OPEB plan's fiduciary net position was projected to be available to make all projected future benefit payments to current plan members. Therefore, the long-term expected rate of return on health care plan investments of 7.45% was used to measure the total OPEB asset as of June 30, 2020.

**Sensitivity of the District's Proportionate Share of the Net OPEB Asset to Changes in the Discount and Health Care Cost Trend Rate** - The following table represents the net OPEB asset as of June 30, 2020, calculated using the current period discount rate assumption of 7.45%, as well as what the net OPEB asset would be if it were calculated using a discount rate that is one percentage point lower (6.45%) or one percentage point higher (8.45%) than the current assumption. Also shown is the net OPEB asset as if it were calculated using health care cost trend rates that are one percentage point lower or one percentage point higher than the current health care cost trend rates.

	1% Decrease	Current Discount Rate	1% Increase
District's proportionate share of the net OPEB asset	\$ 769,205	\$ 884,078	\$ 981,543

	1% Decrease	Current Trend Rate	1% Increase
District's proportionate share of the net OPEB asset	\$ 975,493	\$ 884,078	\$ 772,720

**NOTE 16 - BUDGETARY BASIS OF ACCOUNTING**

While reporting financial position, results of operations, and changes in fund balance on the basis of generally accepted accounting principles (GAAP), the budgetary basis as provided by law is based upon accounting for certain transactions on a basis of cash receipts and disbursements.

**CHIPPEWA LOCAL SCHOOL DISTRICT  
WAYNE COUNTY, OHIO**

NOTES TO THE BASIC FINANCIAL STATEMENTS  
FOR THE FISCAL YEAR ENDED JUNE 30, 2021  
(SEE ACCOUNTANT'S COMPILATION REPORT)

**NOTE 16 - BUDGETARY BASIS OF ACCOUNTING - (Continued)**

The statement of revenue, expenditures and changes in fund balance - budget and actual (non-GAAP budgetary basis) presented for the general fund and major special revenue fund is presented on the budgetary basis to provide a meaningful comparison of actual results with the budget. The major differences between the budget basis and the GAAP basis are that:

- (a) Revenues and other financing sources are recorded when received in cash (budget basis) as opposed to when susceptible to accrual (GAAP basis);
- (b) Expenditures and other financing uses are recorded when paid in cash (budget basis) as opposed to when the liability is incurred (GAAP basis);
- (c) In order to determine compliance with Ohio law, and to reserve that portion of the applicable appropriation, total outstanding encumbrances (budget basis) are recorded as the equivalent of an expenditure, as opposed to assigned or committed fund balance for that portion of outstanding encumbrances not already recognized as an account payable (GAAP basis);
- (d) Advances-in and advances-out are operating transactions (budget basis) as opposed to balance sheet transactions (GAAP basis); and
- (e) Some funds are included in the general fund (GAAP basis), but have separate legally adopted budgets (budget basis).

The adjustments necessary to convert the results of operations for the year on the budget basis to the GAAP basis for the general fund and major special revenue fund are as follows:

<b>Net Change in Fund Balance</b>	
	<u>General fund</u>
Budget basis	\$ 1,921,789
Net adjustment for revenue accruals	590,803
Net adjustment for expenditure accruals	(127,000)
Net adjustment for other sources/uses	(426,489)
Funds budgeted elsewhere	20,705
Adjustment for encumbrances	<u>88,497</u>
GAAP basis	<u>\$ 2,068,305</u>

Certain funds that are legally budgeted in separate fund classifications are considered part of the general fund on a GAAP basis. This includes the uniform school supplies fund, the rotary fund and the public school support fund.

**NOTE 17 - CONTINGENCIES**

**A. Grants**

The District received financial assistance from federal and State agencies in the form of grants. The expenditure of funds received under these programs generally requires compliance with terms and conditions specified in the grant agreements and are subject to audit by the grantor agencies. Any disallowed claims resulting from such audits could become a liability of the general fund or other applicable funds. However, the effect of any such disallowed claims on the overall financial position of the District at June 30, 2021, if applicable, cannot be determined at this time.

**CHIPPEWA LOCAL SCHOOL DISTRICT  
WAYNE COUNTY, OHIO**

NOTES TO THE BASIC FINANCIAL STATEMENTS  
FOR THE FISCAL YEAR ENDED JUNE 30, 2021  
(SEE ACCOUNTANT'S COMPILATION REPORT)

**NOTE 17 - CONTINGENCIES - (Continued)**

**B. Litigation**

The District is involved in no material litigation as either plaintiff or defendant.

**C. Foundation Funding**

Foundation funding is based on the annualized full-time equivalent (FTE) enrollment of each student. The Ohio Department of Education (ODE) is legislatively required to adjust/reconcile funding as enrollment information is updated by schools throughout the State, which can extend past the fiscal year-end. As of the date of this report, additional ODE adjustments for fiscal year 2021 are not finalized. As a result, the impact of future FTE adjustments on the fiscal year 2021 financial statements is not determinable at this time. Management believes this will result in either a receivable to, or liability of, the District.

**NOTE 18 - SET ASIDES**

The District is required by State law to annually set-aside certain general fund revenue amounts, as defined by statutory formula, for the acquisition and construction of capital improvements. Amounts not spent by the end of the fiscal year or offset by similarly restricted resources received during the year must be held in cash at fiscal year-end. This amount must be carried forward to be used for the same purpose in future years. Expenditures exceeding the set-aside requirement may not be carried forward to the next fiscal year.

The following cash-basis information describes the change in the fiscal year-end set-aside amounts for capital improvements. Disclosure of this information is required by State statute.

	<u>Capital Improvements</u>
Set-aside balance June 30, 2020	\$ -
Current year set-aside requirement	229,097
Current year offsets	(221,804)
Prior year offset from bond proceeds	<u>(7,293)</u>
Total	<u>\$ -</u>
Balance carried forward to fiscal year 2022	<u>\$ -</u>
Set-aside balance June 30, 2021	<u>\$ -</u>

During fiscal year 2016, the District issued \$16,875,000 in capital related school improvement bonds. These proceeds may be used to reduce the capital improvement set a-side amount for future years. The amount presented for prior year offset from bond proceeds is limited to an amount needed to reduce the capital improvement set-aside balance to \$0. The District is responsible for tracking the amount of bond proceeds that may be used as an offset in future periods, which was \$16,725,415 at June 30, 2021.

**CHIPPEWA LOCAL SCHOOL DISTRICT  
WAYNE COUNTY, OHIO**

NOTES TO THE BASIC FINANCIAL STATEMENTS  
FOR THE FISCAL YEAR ENDED JUNE 30, 2021  
(SEE ACCOUNTANT'S COMPILATION REPORT)

**NOTE 19 - TAX ABATEMENTS ENTERED INTO BY OTHER GOVERNMENTS**

Wayne County entered into property tax abatement agreements with local businesses under Enterprise Zone tax abatement agreements. Enterprise zones are designated areas of land in which businesses can receive tax incentives in the form of tax exemptions on eligible new investment. The Enterprise Zone Program provides tax exemptions for a portion of the value of new real property when the investment is made in conjunction with a project that includes job creation or job retention. These tax abatements reduce assessed value by a percentage agreed upon by all parties that authorize these types of agreements. The agreements affect the property tax receipts collected and distributed to the District. Under the agreements, the District property taxes were reduced by approximately \$1,000 during fiscal year 2021.

**NOTE 20 – COVID-19**

The United States and the State of Ohio declared a state of emergency in March of 2020 due to the COVID-19 pandemic. The financial impact of COVID-19 and the continuing emergency measures may impact subsequent periods of the District. The District's investment portfolio and the pension and other employee benefits plan in which the District participate fluctuates with market conditions, and due to market volatility, the amount of gains or losses that will be realized in subsequent periods, if any, cannot be determined. In addition, the impact on the District's future operating costs, revenues, and additional recovery from emergency funding, either federal or state, cannot be estimated.

**NOTE 21 - SUBSEQUENT EVENT**

For fiscal year 2022, District foundation funding received from the State of Ohio will be funded using a direct funding model. Under this new model, community school, STEM school, scholarship, and open enrollment funding will be directly funded by the State of Ohio to the respective educating schools. For fiscal year 2021 and prior, the amounts related to students who were residents of the District were funded to the District who, in turn, made the payment to the educating school. For fiscal year 2021, the District reported \$675,137 in revenues and expenditures/expenses related to these programs. Also, during fiscal year 2021, the District reported \$681,031 in tuition and fees from the resident school districts which will be direct funded to the District as the educating entity in fiscal year 2022. This new funding system calculates a unique base cost and a unique "per-pupil local capacity amount" for each District. The District's state core foundation funding is then calculated. Any change in funding will be subject to a phase in percentage of 16.67 percent for fiscal year 2022 and 33.33 percent for fiscal year 2023.

REQUIRED SUPPLEMENTARY INFORMATION

**CHIPPEWA LOCAL SCHOOL DISTRICT  
WAYNE COUNTY, OHIO**

SCHEDULES OF REQUIRED SUPPLEMENTARY INFORMATION

SCHEDULE OF THE DISTRICT'S PROPORTIONATE SHARE OF  
THE NET PENSION LIABILITY  
SCHOOL EMPLOYEES RETIREMENT SYSTEM (SERS) OF OHIO

LAST EIGHT FISCAL YEARS  
(SEE ACCOUNTANT'S COMPILATION REPORT)

	<u>2021</u>	<u>2020</u>	<u>2019</u>	<u>2018</u>
District's proportion of the net pension liability	0.05079310%	0.05079960%	0.05460570%	0.05228000%
District's proportionate share of the net pension liability	\$ 3,359,563	\$ 3,039,429	\$ 3,127,370	\$ 3,123,615
District's covered payroll	\$ 1,904,243	\$ 1,803,259	\$ 1,786,185	\$ 1,740,514
District's proportionate share of the net pension liability as a percentage of its covered payroll	176.43%	168.55%	175.09%	179.47%
Plan fiduciary net position as a percentage of the total pension liability	68.55%	70.85%	71.36%	69.50%

Note: Information prior to 2014 was unavailable. Schedule is intended to show information for 10 years. Additional years will be displayed as they become available.

Amounts presented for each fiscal year were determined as of the District's measurement date which is the prior year-end.

SEE ACCOMPANYING NOTES TO THE REQUIRED SUPPLEMENTARY INFORMATION

<b>2017</b>	<b>2016</b>	<b>2015</b>	<b>2014</b>
0.05056900%	0.05231010%	0.05533400%	0.05533400%
\$ 3,701,184	\$ 2,984,865	\$ 2,800,422	\$ 3,290,535
\$ 1,560,957	\$ 1,574,810	\$ 1,607,893	\$ 1,672,030
237.11%	189.54%	174.17%	196.80%
62.98%	69.16%	71.70%	65.52%

**CHIPPEWA LOCAL SCHOOL DISTRICT  
WAYNE COUNTY, OHIO**

SCHEDULES OF REQUIRED SUPPLEMENTARY INFORMATION

SCHEDULE OF THE DISTRICT'S PROPORTIONATE SHARE OF  
THE NET PENSION LIABILITY  
STATE TEACHERS RETIREMENT SYSTEM (STRS) OF OHIO

LAST EIGHT FISCAL YEARS  
(SEE ACCOUNTANT'S COMPILATION REPORT)

	<u>2021</u>	<u>2020</u>	<u>2019</u>	<u>2018</u>
District's proportion of the net pension liability	0.05030317%	0.04919739%	0.04983940%	0.05123789%
District's proportionate share of the net pension liability	\$ 12,171,577	\$ 10,879,707	\$ 10,958,565	\$ 12,171,671
District's covered payroll	\$ 6,099,807	\$ 5,751,129	\$ 5,745,221	\$ 5,614,036
District's proportionate share of the net pension liability as a percentage of its covered payroll	199.54%	189.18%	190.74%	216.81%
Plan fiduciary net position as a percentage of the total pension liability	75.48%	77.40%	77.31%	75.30%

Note: Information prior to 2014 was unavailable. Schedule is intended to show information for 10 years. Additional years will be displayed as they become available.

Amounts presented for each fiscal year were determined as of the District's measurement date which is the prior year-end.

SEE ACCOMPANYING NOTES TO THE REQUIRED SUPPLEMENTARY INFORMATION



<b>2017</b>	<b>2016</b>	<b>2015</b>	<b>2014</b>
0.05264892%	0.05305013%	0.05358103%	0.05358103%
\$ 17,623,181	\$ 14,661,504	\$ 13,032,761	\$ 15,524,539
\$ 5,521,593	\$ 5,597,679	\$ 5,474,500	\$ 5,573,223
319.17%	261.92%	238.06%	278.56%
66.80%	72.10%	74.70%	69.30%

**CHIPPEWA LOCAL SCHOOL DISTRICT  
WAYNE COUNTY, OHIO**

SCHEDULES OF REQUIRED SUPPLEMENTARY INFORMATION

SCHEDULE OF DISTRICT PENSION CONTRIBUTIONS  
SCHOOL EMPLOYEES RETIREMENT SYSTEM (SERS) OF OHIO

LAST TEN FISCAL YEARS  
(SEE ACCOUNTANT'S COMPILATION REPORT)

	<u>2021</u>	<u>2020</u>	<u>2019</u>	<u>2018</u>
Contractually required contribution	\$ 266,116	\$ 266,594	\$ 243,440	\$ 241,135
Contributions in relation to the contractually required contribution	<u>(266,116)</u>	<u>(266,594)</u>	<u>(243,440)</u>	<u>(241,135)</u>
Contribution deficiency (excess)	<u>\$ -</u>	<u>\$ -</u>	<u>\$ -</u>	<u>\$ -</u>
District's covered payroll	\$ 1,900,829	\$ 1,904,243	\$ 1,803,259	\$ 1,786,185
Contributions as a percentage of covered payroll	14.00%	14.00%	13.50%	13.50%

SEE ACCOMPANYING NOTES TO THE REQUIRED SUPPLEMENTARY INFORMATION

<u>2017</u>	<u>2016</u>	<u>2015</u>	<u>2014</u>	<u>2013</u>	<u>2012</u>
\$ 243,672	\$ 218,534	\$ 207,560	\$ 222,854	\$ 231,409	\$ 200,452
<u>(243,672)</u>	<u>(218,534)</u>	<u>(207,560)</u>	<u>(222,854)</u>	<u>(231,409)</u>	<u>(200,452)</u>
<u>\$ -</u>	<u>\$ -</u>	<u>\$ -</u>	<u>\$ -</u>	<u>\$ -</u>	<u>\$ -</u>
\$ 1,740,514	\$ 1,560,957	\$ 1,574,810	\$ 1,607,893	\$ 1,672,030	\$ 1,490,349
14.00%	14.00%	13.18%	13.86%	13.84%	13.45%

**CHIPPEWA LOCAL SCHOOL DISTRICT  
WAYNE COUNTY, OHIO**

SCHEDULES OF REQUIRED SUPPLEMENTARY INFORMATION

SCHEDULE OF DISTRICT PENSION CONTRIBUTIONS  
STATE TEACHERS RETIREMENT SYSTEM (STRS) OF OHIO

LAST TEN FISCAL YEARS  
(SEE ACCOUNTANT'S COMPILATION REPORT)

	<u>2021</u>	<u>2020</u>	<u>2019</u>	<u>2018</u>
Contractually required contribution	\$ 891,230	\$ 853,973	\$ 805,158	\$ 804,331
Contributions in relation to the contractually required contribution	<u>(891,230)</u>	<u>(853,973)</u>	<u>(805,158)</u>	<u>(804,331)</u>
Contribution deficiency (excess)	<u>\$ -</u>	<u>\$ -</u>	<u>\$ -</u>	<u>\$ -</u>
District's covered payroll	\$ 6,365,929	\$ 6,099,807	\$ 5,751,129	\$ 5,745,221
Contributions as a percentage of covered payroll	14.00%	14.00%	14.00%	14.00%

SEE ACCOMPANYING NOTES TO THE REQUIRED SUPPLEMENTARY INFORMATION

<u>2017</u>	<u>2016</u>	<u>2015</u>	<u>2014</u>	<u>2013</u>	<u>2012</u>
\$ 785,965	\$ 773,023	\$ 783,675	\$ 711,685	\$ 724,519	\$ 708,416
<u>(785,965)</u>	<u>(773,023)</u>	<u>(783,675)</u>	<u>(711,685)</u>	<u>(724,519)</u>	<u>(708,416)</u>
<u>\$ -</u>	<u>\$ -</u>	<u>\$ -</u>	<u>\$ -</u>	<u>\$ -</u>	<u>\$ -</u>
\$ 5,614,036	\$ 5,521,593	\$ 5,597,679	\$ 5,474,500	\$ 5,573,223	\$ 5,449,354
14.00%	14.00%	14.00%	13.00%	13.00%	13.00%

**CHIPPEWA LOCAL SCHOOL DISTRICT  
WAYNE COUNTY, OHIO**

SCHEDULES OF REQUIRED SUPPLEMENTARY INFORMATION

SCHEDULE OF THE DISTRICT'S PROPORTIONATE SHARE OF  
THE NET OPEB LIABILITY  
SCHOOL EMPLOYEES RETIREMENT SYSTEM (SERS) OF OHIO

LAST FIVE FISCAL YEARS  
(SEE ACCOUNTANT'S COMPILATION REPORT)

	<u>2021</u>	<u>2020</u>	<u>2019</u>	<u>2018</u>	<u>2017</u>
District's proportion of the net OPEB liability	0.05274350%	0.05211750%	0.05517060%	0.05311720%	0.05113523%
District's proportionate share of the net OPEB liability	\$ 1,146,289	\$ 1,310,646	\$ 1,530,581	\$ 1,425,526	\$ 1,457,543
District's covered payroll	\$ 1,904,243	\$ 1,803,259	\$ 1,786,185	\$ 1,740,514	\$ 1,560,957
District's proportionate share of the net OPEB liability as a percentage of its covered payroll	60.20%	72.68%	85.69%	81.90%	93.37%
Plan fiduciary net position as a percentage of the total OPEB liability	18.17%	15.57%	13.57%	12.46%	11.49%

Note: Information prior to 2017 was unavailable. Schedule is intended to show information for 10 years. Additional years will be displayed as they become available.

Amounts presented for each fiscal year were determined as of the District's measurement date which is the prior year-end.

SEE ACCOMPANYING NOTES TO THE REQUIRED SUPPLEMENTARY INFORMATION

**CHIPPEWA LOCAL SCHOOL DISTRICT  
WAYNE COUNTY, OHIO**

SCHEDULES OF REQUIRED SUPPLEMENTARY INFORMATION

SCHEDULE OF THE DISTRICT'S PROPORTIONATE SHARE OF  
THE NET OPEB LIABILITY/ASSET  
STATE TEACHERS RETIREMENT SYSTEM (STRS) OF OHIO

LAST FIVE FISCAL YEARS  
(SEE ACCOUNTANT'S COMPILATION REPORT)

	<u>2021</u>	<u>2020</u>	<u>2019</u>	<u>2018</u>	<u>2017</u>
District's proportion of the net OPEB liability/asset	0.05030317%	0.04919739%	0.04983940%	0.05123789%	0.05264892%
District's proportionate share of the net OPEB liability/(asset)	\$ (884,078)	\$ (814,827)	\$ (800,868)	\$ 1,999,113	\$ 2,815,678
District's covered payroll	\$ 6,099,807	\$ 5,751,129	\$ 5,745,221	\$ 5,614,036	\$ 5,521,593
District's proportionate share of the net OPEB liability/asset as a percentage of its covered payroll	14.49%	14.17%	13.94%	35.61%	50.99%
Plan fiduciary net position as a percentage of the total OPEB liability/asset	182.10%	174.70%	176.00%	47.10%	37.30%

Note: Information prior to 2017 was unavailable. Schedule is intended to show information for 10 years. Additional years will be displayed as they become available.

Amounts presented for each fiscal year were determined as of the District's measurement date which is the prior year-end.

SEE ACCOMPANYING NOTES TO THE REQUIRED SUPPLEMENTARY INFORMATION

**CHIPPEWA LOCAL SCHOOL DISTRICT  
WAYNE COUNTY, OHIO**

SCHEDULES OF REQUIRED SUPPLEMENTARY INFORMATION

SCHEDULE OF DISTRICT OPEB CONTRIBUTIONS  
SCHOOL EMPLOYEES RETIREMENT SYSTEM (SERS) OF OHIO

LAST TEN FISCAL YEARS  
(SEE ACCOUNTANT'S COMPILATION REPORT)

	<u>2021</u>	<u>2020</u>	<u>2019</u>	<u>2018</u>
Contractually required contribution	\$ 34,995	\$ 34,052	\$ 41,099	\$ 37,729
Contributions in relation to the contractually required contribution	<u>(34,995)</u>	<u>(34,052)</u>	<u>(41,099)</u>	<u>(37,729)</u>
Contribution deficiency (excess)	<u>\$ -</u>	<u>\$ -</u>	<u>\$ -</u>	<u>\$ -</u>
District's covered payroll	\$ 1,900,829	\$ 1,904,243	\$ 1,803,259	\$ 1,786,185
Contributions as a percentage of covered payroll	1.84%	1.79%	2.28%	2.11%

SEE ACCOMPANYING NOTES TO THE REQUIRED SUPPLEMENTARY INFORMATION



<u>2017</u>	<u>2016</u>	<u>2015</u>	<u>2014</u>	<u>2013</u>	<u>2012</u>
\$ 29,251	\$ 25,399	\$ 40,882	\$ 29,775	\$ 25,926	\$ 31,807
<u>(29,251)</u>	<u>(25,399)</u>	<u>(40,882)</u>	<u>(29,775)</u>	<u>(25,926)</u>	<u>(31,807)</u>
<u>\$ -</u>	<u>\$ -</u>	<u>\$ -</u>	<u>\$ -</u>	<u>\$ -</u>	<u>\$ -</u>
\$ 1,740,514	\$ 1,560,957	\$ 1,574,810	\$ 1,607,893	\$ 1,672,030	\$ 1,490,349
1.68%	1.63%	2.60%	1.85%	1.55%	2.13%

**CHIPPEWA LOCAL SCHOOL DISTRICT  
WAYNE COUNTY, OHIO**

SCHEDULES OF REQUIRED SUPPLEMENTARY INFORMATION

SCHEDULE OF DISTRICT OPEB CONTRIBUTIONS  
STATE TEACHERS RETIREMENT SYSTEM (STRS) OF OHIO

LAST TEN FISCAL YEARS  
(SEE ACCOUNTANT'S COMPILATION REPORT)

	<u>2021</u>	<u>2020</u>	<u>2019</u>	<u>2018</u>
Contractually required contribution	\$ -	\$ -	\$ -	\$ -
Contributions in relation to the contractually required contribution	<u>-</u>	<u>-</u>	<u>-</u>	<u>-</u>
Contribution deficiency (excess)	<u>\$ -</u>	<u>\$ -</u>	<u>\$ -</u>	<u>\$ -</u>
District's covered payroll	\$ 6,365,929	\$ 6,099,807	\$ 5,751,129	\$ 5,745,221
Contributions as a percentage of covered payroll	0.00%	0.00%	0.00%	0.00%

SEE ACCOMPANYING NOTES TO THE REQUIRED SUPPLEMENTARY INFORMATION

<u>2017</u>	<u>2016</u>	<u>2015</u>	<u>2014</u>	<u>2013</u>	<u>2012</u>
\$ -	\$ -	\$ -	\$ 55,695	\$ 55,732	\$ 31,807
-	-	-	(55,695)	(55,732)	(31,807)
<u>\$ -</u>	<u>\$ -</u>	<u>\$ -</u>	<u>\$ -</u>	<u>\$ -</u>	<u>\$ -</u>
\$ 5,614,036	\$ 5,521,593	\$ 5,597,679	\$ 5,474,500	\$ 5,573,223	\$ 5,449,354
0.00%	0.00%	0.00%	1.00%	1.00%	1.00%

**CHIPPEWA LOCAL SCHOOL DISTRICT  
WAYNE COUNTY, OHIO**

NOTES TO THE REQUIRED SUPPLEMENTARY INFORMATION  
FOR THE FISCAL YEAR ENDED JUNE 30, 2021  
(SEE ACCOUNTANT'S COMPILATION REPORT)

---

PENSION

---

*SCHOOL EMPLOYEES RETIREMENT SYSTEM (SERS) OF OHIO*

Changes in benefit terms: There were no changes in benefit terms from the amounts reported for fiscal years 2014-2017. For fiscal year 2018, SERS changed from a fixed 3% annual increase to a Cost of Living Adjustment (COLA) based on the changes in the Consumer Price Index (CPI-W), with a cap of 2.5% and a floor of 0%. There were no changes in benefit terms from the amounts previously reported for fiscal years 2019-2021.

Changes in assumptions: There were no changes in methods and assumptions used in the calculation of actuarial determined contributions for fiscal years 2014-2016. For fiscal year 2017, the following changes of assumptions affected the total pension liability since the prior measurement date: (a) the assumed rate of inflation was reduced from 3.25% to 3.00%, (b) payroll growth assumption was reduced from 4.00% to 3.50%, (c) assumed real wage growth was reduced from 0.75% to 0.50%, (d) rates of withdrawal, retirement and disability were updated to reflect recent experience, (e) mortality among active members was updated to RP-2014 Blue Collar Mortality Table with fully generational projection and a five year age set-back for both males and females, (f) mortality among service retired members and beneficiaries was updated to the following RP-2014 Blue Collar Mortality Table with fully generational projection with Scale BB, 120% of male rates and 110% of female rates, (g) mortality among disabled members was updated to RP-2000 Disabled Mortality Table, 90% for male rates and 100% for female rates, set back five years is used for the period after disability retirement and (h) the discount rate was reduced from 7.75% to 7.50%. There were no changes in methods and assumptions used in the calculation of actuarial determined contributions for fiscal years 2018-2021.

*STATE TEACHERS RETIREMENT SYSTEM (STRS) OF OHIO*

Changes in benefit terms: There were no changes in benefit terms from the amounts reported for fiscal years 2014-2017. For fiscal year 2018, STRS decreased the Cost of Living Adjustment (COLA) to zero. There were no changes in benefit terms from amounts previously reported for fiscal years 2019-2021.

Changes in assumptions: There were no changes in methods and assumptions used in the calculation of actuarial determined contributions for fiscal years 2014-2017. For fiscal year 2018, the following changes of assumption affected the total pension liability since the prior measurement date: (a) the long-term expected rate of return was reduced from 7.75% to 7.45%, (b) the inflation assumption was lowered from 2.75% to 2.50%, (c) the payroll growth assumption was lowered to 3.00%, (d) total salary increases rate was lowered by decreasing the merit component of the individual salary increases, in addition to a decrease of 0.25% due to lower inflation, (e) the healthy and disabled mortality assumptions were updated to the RP-2014 mortality tables with generational improvement scale MP-2016 and (f) rates of retirement, termination and disability were modified to better reflect anticipated future experience. There were no changes in methods and assumptions used in the calculation of actuarial determined contributions for fiscal years 2019-2021.

---

OTHER POSTEMPLOYMENT BENEFITS (OPEB)

---

*SCHOOL EMPLOYEES RETIREMENT SYSTEM (SERS) OF OHIO*

Changes in benefit terms: There were no changes in benefit terms from the amounts previously reported for fiscal years 2017-2021.

(Continued)

**CHIPPEWA LOCAL SCHOOL DISTRICT  
WAYNE COUNTY, OHIO**

NOTES TO THE REQUIRED SUPPLEMENTARY INFORMATION (CONTINUED)  
FOR THE FISCAL YEAR ENDED JUNE 30, 2021  
(SEE ACCOUNTANT'S COMPILATION REPORT)

OTHER POSTEMPLOYMENT BENEFITS (OPEB) (Continued)

Changes in assumptions: There were no changes in methods and assumptions used in the calculation of actuarial determined contributions for fiscal year 2017. For fiscal year 2018, the following changes of assumptions affected the total OPEB liability since the prior measurement date: (a) assumed rate of inflation was reduced from 3.25% to 3.00%, (b) payroll growth assumption was reduced from 4.00% to 3.50%, (c) assumed real wage growth was reduced from 0.75% to 0.50%, (d) rates of withdrawal, retirement, and disability were updated to reflect recent experience, (e) mortality among active members was updated to the following: RP-2014 Blue Collar Mortality Table with fully generational projection and a five-year age set-back for both males and females, (f) mortality among service retired members and beneficiaries was updated to the following: RP-2014 Blue Collar Mortality Table with fully generational projection with Scale BB, 120% of male rates, and 110% of female rates, (g) mortality among disabled members was updated to the following: RP-2000 Disabled Mortality Table, 90% for male rates and 100% for female rates, set back five years is used for the period after disability retirement, (h) the municipal bond index rate increased from 2.92% to 3.56% and (i) the single equivalent interest rate, net of plan investment expense, including price inflation increased from 2.98% to 3.63%. For fiscal year 2019, the following changes of assumptions affected the total OPEB liability since the prior measurement date: (a) the discount rate increased from 3.63% to 3.70%, (b) the health care cost trend rates for Medicare were changed from a range of 5.50%-5.00% to a range of 5.375%-4.75% and Pre-Medicare were changed from a range of 7.50%-5.00% to a range of 7.25%-4.75%, (c) the municipal bond index rate increased from 3.56% to 3.62% and (d) the single equivalent interest rate, net of plan investment expense, including price inflation increased from 3.63% to 3.70%. For fiscal year 2020, the following changes of assumptions affected the total OPEB liability since the prior measurement date: (a) the discount rate decreased from 3.70% to 3.22%, (b) the health care cost trend rates for Medicare were changed from a range of 5.375%-4.75% to a range of 5.25%-4.75% and Pre-Medicare were changed from a range of 7.25%-4.75% to a range of 7.00%-4.75%, (c) the municipal bond index rate decreased from 3.62% to 3.13% and (d) the single equivalent interest rate, net of plan investment expense, including price inflation decreased from 3.70% to 3.22%. For fiscal year 2021, the following changes of assumptions affected the total OPEB liability since the prior measurement date: (a) the discount rate decreased from 3.22% to 2.63% and (b) the municipal bond index rate decreased from 3.13% to 2.45%.

*STATE TEACHERS RETIREMENT SYSTEM (STRS) OF OHIO*

Changes in benefit terms: There were no changes in benefit terms from the amounts previously reported for fiscal year 2017. For fiscal year 2018, STRS reduced the subsidy multiplier for non-Medicare benefit recipients from 2.1% to 1.9% per year of service. Medicare Part B premium reimbursements were discontinued for certain survivors and beneficiaries and all remaining Medicare Part B premium reimbursements will be discontinued beginning January 2019. For fiscal year 2019, STRS increased the subsidy multiplier for non-Medicare benefit recipients from 1.9% to 1.944% per year of service effective January 1, 2019. The non-Medicare frozen subsidy base premium was increased January 1, 2019 and all remaining Medicare Part B premium reimbursements will be discontinued beginning January 1, 2020. For fiscal year 2020, STRS increased the subsidy percentage from 1.944% to 1.984% effective January 1, 2020. The Medicare subsidy percentages were adjusted effective January 1, 2021 to 2.1% for the Medicare plan. The Medicare Part B monthly reimbursement elimination date was postponed to January 1, 2021. For fiscal year 2021, the non-Medicare subsidy percentage was increased effective January 1, 2021 from 1.984% to 2.055% per year of service. The non-Medicare frozen subsidy base premium was increased effective January 1, 2021. The Medicare subsidy percentages were adjusted effective January 1, 2021 to 2.1% for the AMA Medicare plan. The Medicare Part B monthly reimbursement elimination date was postponed indefinitely.

Changes in assumptions: There were no changes in methods and assumptions used in the calculation of actuarial determined contributions for fiscal year 2017. For fiscal year 2018, the following changes of assumptions affected the total OPEB liability since the prior measurement date: (a) the discount rate was increased from 3.26% to 4.13% based on the methodology defined under GASB Statement No. 74, Financial Reporting for Postemployment Benefit Plans Other Than Pension Plans (OPEB), (b) the long term expected rate of return was reduced from 7.75% to 7.45%, (c) valuation year per capita health care costs were updated, and the salary scale was modified, (d) the percentage of future retirees electing each option was updated based on current data and the percentage of future disabled retirees and terminated vested participants electing health coverage were decreased and (e) the assumed mortality, disability, retirement, withdrawal and future health care cost trend rates were modified along with the portion of rebated prescription drug costs. For fiscal year 2019, the following changes of assumptions affected the total OPEB liability/asset since the prior measurement date: (a) the discount rate was increased from the blended rate of 4.13% to the long-term expected rate of return of 7.45% based on the methodology defined under GASB Statement No. 74, Financial Reporting for Postemployment Benefit Plans Other Than Pension Plans (OPEB) and (b) decrease in health care cost trend rates from 6.00%-11.00% initial; 4.50% ultimate down to Medical Pre-Medicare 6.00% and Medicare 5.00% initial; 4.00% ultimate and Prescription Drug Pre-Medicare 8.00% and Medicare (5.23%) initial; 4.00% ultimate. For fiscal year 2020, health care cost trend rates were changed to the following: medical pre-Medicare from 6.00% initial - 4.00% ultimate down to 5.87% initial - 4.00% ultimate; medical Medicare from 5.00% initial - 4.00% ultimate down to 4.93% initial - 4.00% ultimate; prescription drug pre-Medicare from 8.00% initial - 4.00% ultimate down to 7.73% initial - 4.00% ultimate and (5.23%) initial - 4.00% ultimate up to 9.62% initial - 4.00% ultimate. For fiscal year 2021, health care cost trend rates were changed to the following: medical pre-Medicare from 5.87% initial - 4.00% ultimate down to 5.00% initial - 4.00% ultimate; medical Medicare from 4.93% initial - 4.00% ultimate down to 9.62% initial - 4.00% ultimate up to 11.87% initial - 4.00% ultimate.